

**2014 Spring Semester Evaluations
14/SP (2014)**

**Agnes Scott College
Agnes Scott**


Merged Courses: ART-243 A - Three-Dimensional Thinking
ART-343 A - Three-Dimensional Thinking II

Department: ART

Responsible Faculty: Nellie Ruby

Responses / Expected: 2 / 10

Overall Mean:
6.3 Strong Disagreement to Strong Agree (18 responses)
5.0 unsatisfactory to excellent (4 responses)
3.0 Reason for taking course (2 responses)
2.5 Class year (2 responses)



Graph Legend

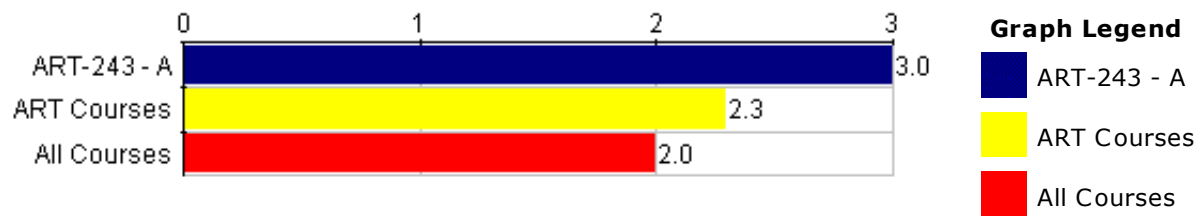
- ART-243 - A
- ART Courses
- All Courses

Student Demographics Student Year/Course Selection	ART-243 - A											--- Survey Comparisons ---					
	Responses							Course				ART			All		
	FY	S	J	S	MAT	P	N	Mean	Med.	Mode	Std Dev	N	Mean	Pct Rnk	N	Mean	Pct Rnk
Q1 What is your class year?	0	1	1	0	0	0	2	2.5	2.5	2,3	.50	41	2.1	69	2.1K	2.3	56

Responses: [FY] first year=1 [S] sophomore=2 [J] junior=3 [S] senior=4 [MAT] MAT=5 [P] PBPM=6
Pct Rnk: Percentile Rank (100 is best, calculated vs. precise Mean)

Q2 - If your class year is other, please specify.

Response Rate: No participants responded to this question. (0 of 2)

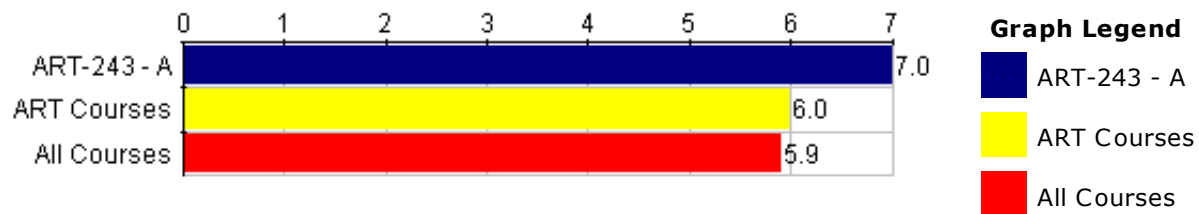


Student Demographics Student Year/Course Selection	ART-243 - A								--- Survey Comparisons ---					
	Responses				Course				ART			All		
	ADR	AMR	AE	N	Mean	Med.	Mode	Std Dev	N	Mean	Pct Rnk	N	Mean	Pct Rnk
Q3 I took this course as:	0	0	2	2	3.0	3	3	0	39	2.3	88	2K	2.0	97

Responses: [ADR] a distributional requirement=1 [AMR] a major/minor requirement=2 [AE] an elective=3
Pct Rnk: Percentile Rank (100 is best, calculated vs. precise Mean)

Q4 - If the reason you took the course is other, please explain.

Response Rate: No participants responded to this question. (0 of 2)



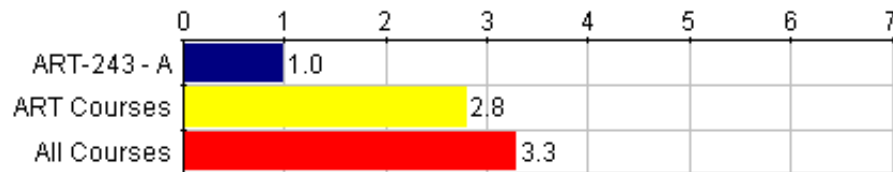
Course Questions General Questions	ART-243 - A											--- Survey Comparisons ---						
	Responses						Course					ART			All			
	SD	0	0	0	0	0	SA	N	Mean	Med.	Mode	Std Dev	N	Mean	Pct Rnk	N	Mean	Pct Rnk
Q5 There were aspects of the course that were especially effective in helping you learn.	0	0	0	0	0	0	2	2	7.0	7	7	0	43	6.0	88	2K	5.9	95

Responses: [SD] Strongly Disagree=1 [0] 0=2 [0] 0=3 [0] 0=4 [0] 0=5 [0] 0=6 [SA] Strongly Agree=7
Pct Rnk: Percentile Rank (100 is best, calculated vs. precise Mean)

Q6 - Please explain or comment on the question above .

Response Rate: 50.00% (1 of 2)

- The introductions to the projects and the feedback allowed me to guide my thought process and learn what I did well and how I could improve.



Graph Legend

- ART-243 - A
- ART Courses
- All Courses

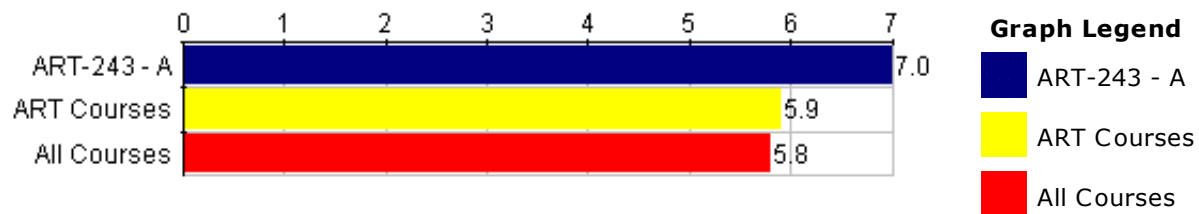
Course Questions General Questions	ART-243 - A													--- Survey Comparisons ---					
	Responses							Course						ART			All		
	SD	0	0	0	0	0	0	SA	N	Mean	Med.	Mode	Std Dev	N	Mean	Pct Rnk	N	Mean	Pct Rnk
Q7 There were aspects of the course that were not effective in helping you learn.	2	0	0	0	0	0	0	2	1.0	1	1	0	42	2.8	6	2K	3.3	2	

Responses: [SD] Strongly Disagree=1 [0] 0=2 [0] 0=3 [0] 0=4 [0] 0=5 [0] 0=6 [SA] Strongly Agree=7
Pct Rnk: Percentile Rank (100 is best, calculated vs. precise Mean)

Q8 - Please explain or comment on the question above.

Response Rate: 50.00% (1 of 2)

- Everything about the class is a learning experience.



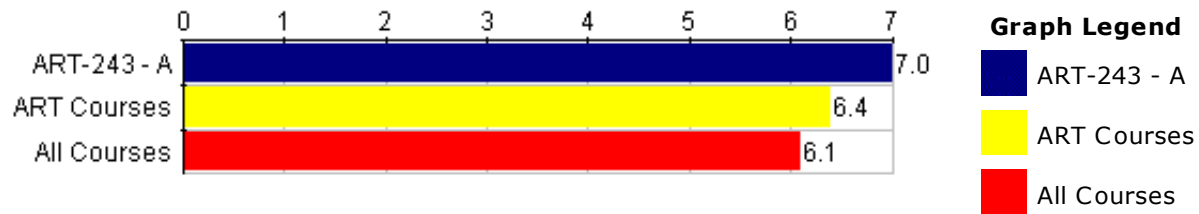
Course Questions General Questions	ART-243 - A											--- Survey Comparisons ---						
	Responses						Course					ART			All			
	SD	0	0	0	0	0	SA	N	Mean	Med.	Mode	Std Dev	N	Mean	Pct Rnk	N	Mean	Pct Rnk
Q9 This course was intellectually challenging.	0	0	0	0	0	0	2	2	7.0	7	7	0	42	5.9	81	2K	5.8	96

Responses: [SD] Strongly Disagree=1 [0] 0=2 [0] 0=3 [0] 0=4 [0] 0=5 [0] 0=6 [SA] Strongly Agree=7
Pct Rnk: Percentile Rank (100 is best, calculated vs. precise Mean)

Q10 - Please explain or comment on the question above.

Response Rate: 50.00% (1 of 2)

- This class was unlike any other class I have taken before. I was challenged as an artist by having to think outside of the traditional techniques I have learned and I had to adjust to working with artists of various backgrounds in the arts.



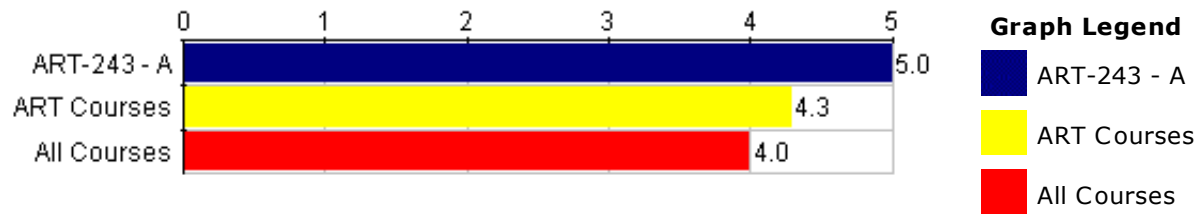
Course Questions General Questions	ART-243 - A												--- Survey Comparisons ---					
	Responses						Course						ART			All		
	SD	0	0	0	0	0	SA	N	Mean	Med.	Mode	Std Dev	N	Mean	Pct Rnk	N	Mean	Pct Rnk
Q11 I made positive contributions to this course (for example, preparing for class, attending class regularly, participating in class discussions, and listening to others).	0	0	0	0	0	0	2	2	7.0	7	7	0	43	6.4	81	2K	6.1	97

Responses: [SD] Strongly Disagree=1 [0] 0=2 [0] 0=3 [0] 0=4 [0] 0=5 [0] 0=6 [SA] Strongly Agree=7
Pct Rnk: Percentile Rank (100 is best, calculated vs. precise Mean)

Q12 - Please explain or comment on the question above.

Response Rate: 50.00% (1 of 2)

- I tried to speak up in class discussions as much as I could, I always notes my classmates ideas, and I never missed a day of class.



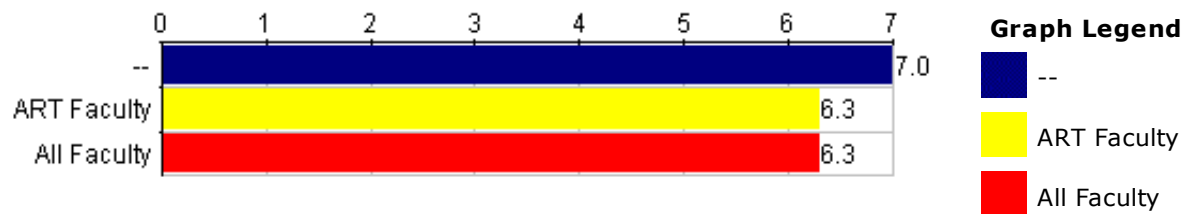
Course Questions General Questions	ART-243 - A										--- Survey Comparisons ---					
	Responses					Course					ART			All		
	U	P	G	VG	E	N	Mean	Med.	Mode	Std Dev	N	Mean	Pct Rnk	N	Mean	Pct Rnk
Q13 Overall rating of the course.	0	0	0	0	2	2	5.0	5	5	0	43	4.3	94	2K	4.0	96

Responses: [U] unsatisfactory=1 [P] poor=2 [G] good=3 [VG] very good=4 [E] excellent=5
Pct Rnk: Percentile Rank (100 is best, calculated vs. precise Mean)

Q14 - Please explain or comment on the question above.

Response Rate: 50.00% (1 of 2)

- This course allows students to be free from the constraints of a classroom and create a whole new idea of what art means.



Instructor Questions
General Instructor Questions

--

--- **Survey Comparisons** ---

Instructor Questions	Responses						Individual				ART			All				
	SD	0	0	0	0	0	SA	N	Mean	Med.	Mode	Std Dev	N	Mean	Pct Rnk	N	Mean	Pct Rnk
Q15 The instructor defined the plan for the course, including what was required of students (for example, stated the plan for the course in the syllabus, in the class).	0	0	0	0	0	0	2	2	7.0	7	7	0	43	6.3	88	2.1K	6.3	92

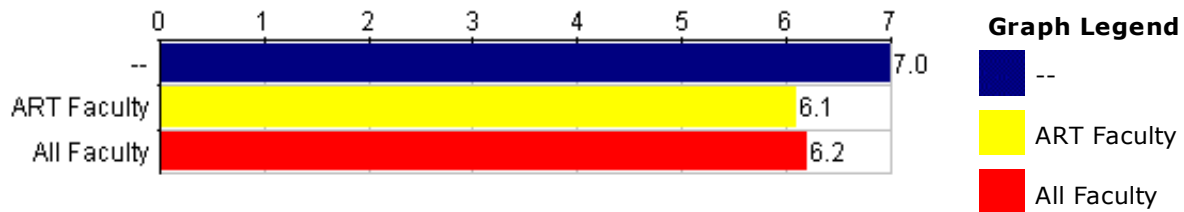
Responses: [SD] Strongly Disagree=1 [0] 0=2 [0] 0=3 [0] 0=4 [0] 0=5 [0] 0=6 [SA] Strongly Agree=7
Pct Rnk: Percentile Rank (100 is best, calculated vs. precise Mean)

Q16 - Please explain or comment on the question above.

Faculty: Ruby, Nellie

Response Rate: 50.00% (1 of 2)

- We did not have a syllabus and we're not told what we would be creating, but we were clearly guided every week by the professors with specific themes for the week.



Instructor Questions
General Instructor Questions

--

--- **Survey Comparisons** ---

	Responses													Individual						ART			All		
	SD	0	0	0	0	0	0	SA	N	Mean	Med.	Mode	Std Dev	N	Mean	Pct Rnk	N	Mean	Pct Rnk						
Q17 The instructor was available to students outside of class (for example, held office hours, responded to emails and other student efforts to contact the instructor).	0	0	0	0	0	0	0	2	2	7.0	7	7	0	41	6.1	81	2K	6.2	93						

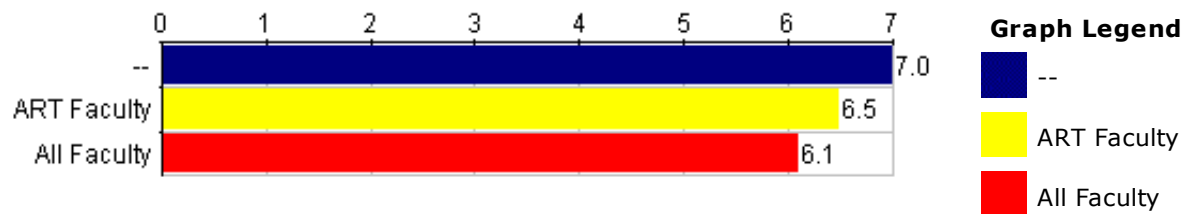
Responses: [SD] Strongly Disagree=1 [0] 0=2 [0] 0=3 [0] 0=4 [0] 0=5 [0] 0=6 [SA] Strongly Agree=7
Pct Rnk: Percentile Rank (100 is best, calculated vs. precise Mean)

Q18 - Please explain or comment on the question above.

Faculty: Ruby, Nellie

Response Rate: 50.00% (1 of 2)

- The professors were available whenever we needed them.



Instructor Questions
General Instructor
Questions

--

--- **Survey Comparisons** ---

	Responses							Individual				ART			All			
	SD	0	0	0	0	0	SA	N	Mean	Med.	Mode	Std Dev	N	Mean	Pct Rnk	N	Mean	Pct Rnk
Q19 The instructor clarified material that required further explanation (for example, listened to questions, responded to students).	0	0	0	0	0	0	2	2	7.0	7	7	0	43	6.5	75	2.1K	6.1	93

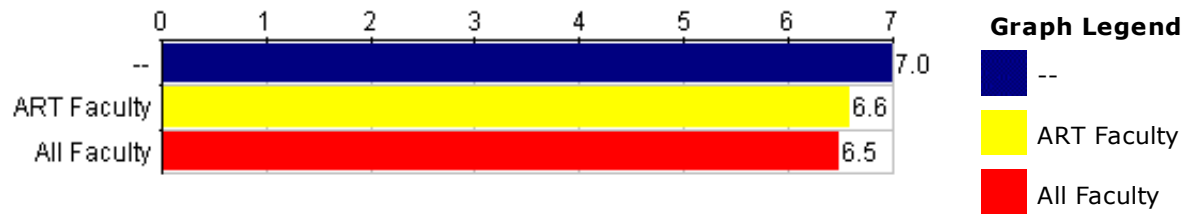
Responses: [SD] Strongly Disagree=1 [0] 0=2 [0] 0=3 [0] 0=4 [0] 0=5 [0] 0=6 [SA] Strongly Agree=7
Pct Rnk: Percentile Rank (100 is best, calculated vs. precise Mean)

Q20 - Please explain or comment on the question above.

Faculty: Ruby, Nellie

Response Rate: 50.00% (1 of 2)

- The professors answered any questions and addressed our concerns.



Instructor Questions		--											--- Survey Comparisons ---							
		Responses						Individual					ART			All				
General Instructor Questions		SD	0	0	0	0	0	0	SA	N	Mean	Med.	Mode	Std Dev	N	Mean	Pct Rnk	N	Mean	Pct Rnk
Q21	The instructor treated students with respect.	0	0	0	0	0	0	2	2	7.0	7	7	0	43	6.6	81	2.1K	6.5	85	

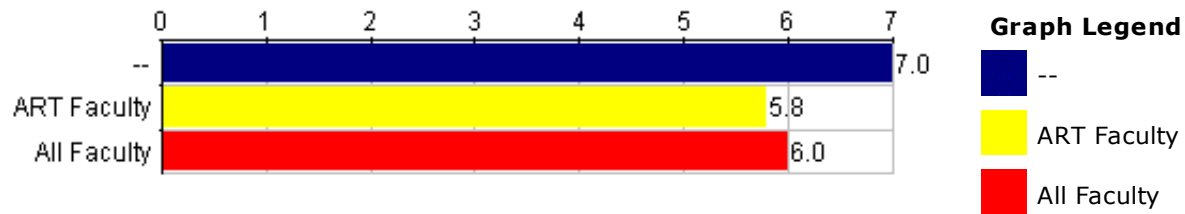
Responses: [SD] Strongly Disagree=1 [0] 0=2 [0] 0=3 [0] 0=4 [0] 0=5 [0] 0=6 [SA] Strongly Agree=7
Pct Rnk: Percentile Rank (100 is best, calculated vs. precise Mean)

Q22 - Please explain or comment on the question above.

Faculty: Ruby, Nellie

Response Rate: 50.00% (1 of 2)

- No matter what everyone was treated with the upmost respect.



**Instructor Questions
General Instructor
Questions**

--

--- **Survey Comparisons** ---

	Responses							Individual				ART			All			
	SD	0	0	0	0	0	SA	N	Mean	Med.	Mode	Std Dev	N	Mean	Pct Rnk	N	Mean	Pct Rnk
Q23 The instructor clearly defined how assignments would be evaluated.	0	0	0	0	0	0	2	2	7.0	7	7	0	43	5.8	94	2.1K	6.0	95

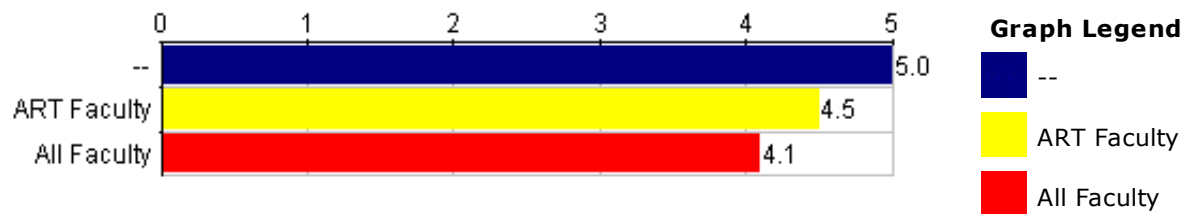
Responses: [SD] Strongly Disagree=1 [0] 0=2 [0] 0=3 [0] 0=4 [0] 0=5 [0] 0=6 [SA] Strongly Agree=7
Pct Rnk: Percentile Rank (100 is best, calculated vs. precise Mean)

Q24 - Please explain or comment on the question above.

Faculty: Ruby, Nellie

Response Rate: 50.00% (1 of 2)

- The instructors allowed the students to be apart of deciding how to evaluate our work. We all agreed on a system and the instructors stuck to that for the semester.



Instructor Questions General Instructor Questions	--										--- Survey Comparisons ---					
	Responses					Individual					ART			All		
	U	P	G	VG	E	N	Mean	Med.	Mode	Std Dev	N	Mean	Pct Rnk	N	Mean	Pct Rnk
Q25 Overall rating of the teaching of the course.	0	0	0	0	2	2	5.0	5	5	0	42	4.5	88	2.1K	4.1	95

Responses: [U] unsatisfactory=1 [P] poor=2 [G] good=3 [VG] very good=4 [E] excellent=5
Pct Rnk: Percentile Rank (100 is best, calculated vs. precise Mean)

Q26 - Please explain or comment on the question above.

Faculty: Ruby, Nellie

Response Rate: 50.00% (1 of 2)

- I couldn't have asked for a better duo of intellectual and creative instructors.

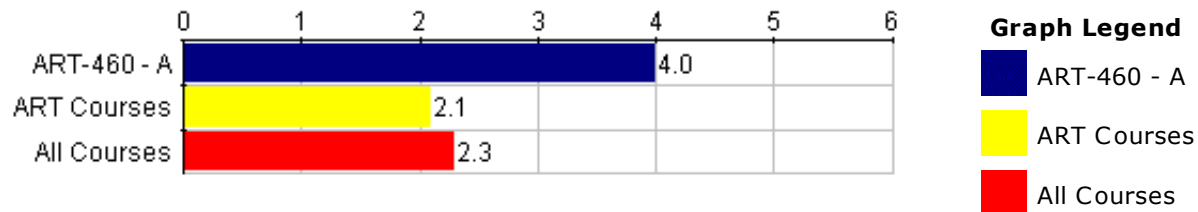
Course: ART-460 A - Special Projects

Department: ART

Responsible Faculty: Nellie Ruby

Responses / Expected: 1 / 6

Overall Mean:
6.3 Strong Disagreement to Strong Agree (9 responses)
4.5 unsatisfactory to excellent (2 responses)
4.0 Class year (1 responses)
3.0 Reason for taking course (1 responses)

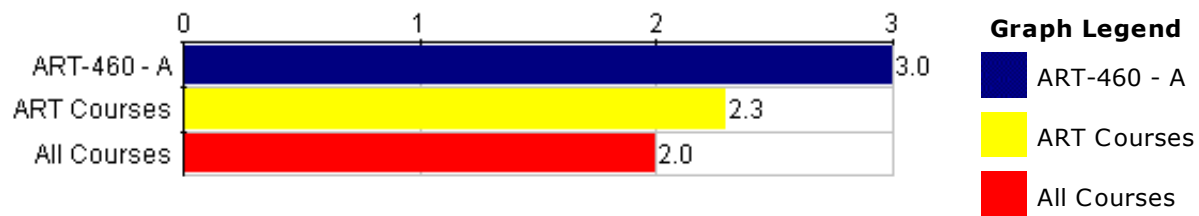


Student Demographics Student Year/Course Selection	ART-460 - A											--- Survey Comparisons ---					
	Responses							Course				ART			All		
	FY	S	J	S	MAT	P	N	Mean	Med.	Mode	Std Dev	N	Mean	Pct Rnk	N	Mean	Pct Rnk
Q1 What is your class year?	0	0	0	1	0	0	1	4.0	4	4	0	41	2.1	94	2.1K	2.3	95

Responses: [FY] first year=1 [S] sophomore=2 [J] junior=3 [S] senior=4 [MAT] MAT=5 [P] PBPM=6
Pct Rnk: Percentile Rank (100 is best, calculated vs. precise Mean)

Q2 - If your class year is other, please specify.

Response Rate: No participants responded to this question. (0 of 1)

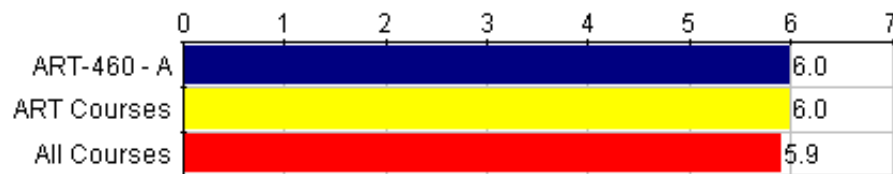


Student Demographics Student Year/Course Selection	ART-460 - A								--- Survey Comparisons ---					
	Responses				Course				ART			All		
	ADR	AMR	AE	N	Mean	Med.	Mode	Std Dev	N	Mean	Pct Rnk	N	Mean	Pct Rnk
Q3 I took this course as:	0	0	1	1	3.0	3	3	0	39	2.3	88	2K	2.0	97

Responses: [ADR] a distributional requirement=1 [AMR] a major/minor requirement=2 [AE] an elective=3
Pct Rnk: Percentile Rank (100 is best, calculated vs. precise Mean)

Q4 - If the reason you took the course is other, please explain.

Response Rate: No participants responded to this question. (0 of 1)



Graph Legend

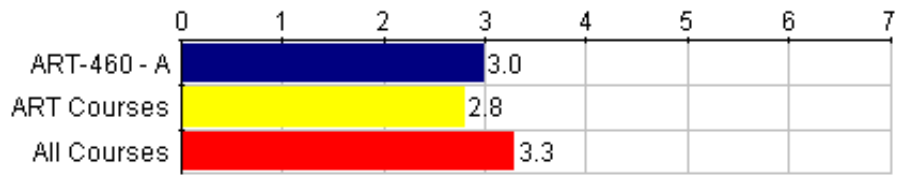
- ART-460 - A
- ART Courses
- All Courses

Course Questions General Questions	ART-460 - A											--- Survey Comparisons ---						
	Responses						Course					ART			All			
	SD	0	0	0	0	0	SA	N	Mean	Med.	Mode	Std Dev	N	Mean	Pct Rnk	N	Mean	Pct Rnk
Q5 There were aspects of the course that were especially effective in helping you learn.	0	0	0	0	0	1	0	1	6.0	6	6	0	43	6.0	44	2K	5.9	46

Responses: [SD] Strongly Disagree=1 [0] 0=2 [0] 0=3 [0] 0=4 [0] 0=5 [0] 0=6 [SA] Strongly Agree=7
Pct Rnk: Percentile Rank (100 is best, calculated vs. precise Mean)

Q6 - Please explain or comment on the question above .

Response Rate: No participants responded to this question. (0 of 1)



Graph Legend

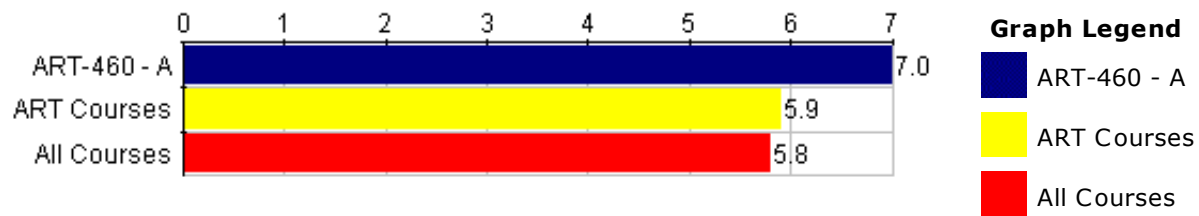
- ART-460 - A
- ART Courses
- All Courses

Course Questions General Questions	ART-460 - A										--- Survey Comparisons ---							
	Responses					Course					ART			All				
	SD	0	0	0	0	0	SA	N	Mean	Med.	Mode	Std Dev	N	Mean	Pct Rnk	N	Mean	Pct Rnk
Q7 There were aspects of the course that were not effective in helping you learn.	0	0	1	0	0	0	0	1	3.0	3	3	0	42	2.8	63	2K	3.3	41

Responses: [SD] Strongly Disagree=1 [0] 0=2 [0] 0=3 [0] 0=4 [0] 0=5 [0] 0=6 [SA] Strongly Agree=7
Pct Rnk: Percentile Rank (100 is best, calculated vs. precise Mean)

Q8 - Please explain or comment on the question above.

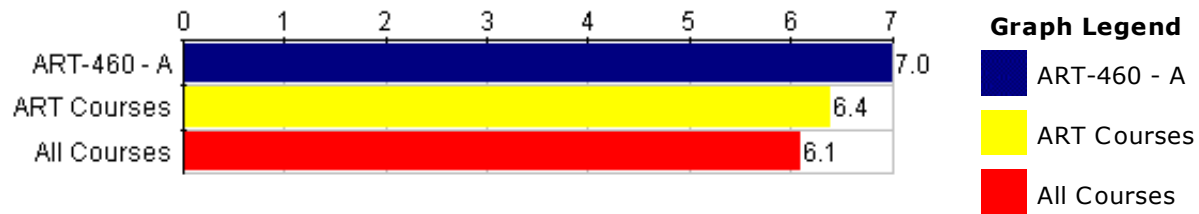
Response Rate: No participants responded to this question. (0 of 1)



Course Questions	ART-460 - A											--- Survey Comparisons ---						
	Responses						Course					ART			All			
General Questions	SD	0	0	0	0	0	SA	N	Mean	Med.	Mode	Std Dev	N	Mean	Pct Rnk	N	Mean	Pct Rnk
Q9 This course was intellectually challenging.	0	0	0	0	0	0	1	1	7.0	7	7	0	42	5.9	81	2K	5.8	96
Responses: [SD] Strongly Disagree=1 [0] 0=2 [0] 0=3 [0] 0=4 [0] 0=5 [0] 0=6 [SA] Strongly Agree=7 Pct Rnk: Percentile Rank (100 is best, calculated vs. precise Mean)																		

Q10 - Please explain or comment on the question above.

Response Rate: No participants responded to this question. (0 of 1)

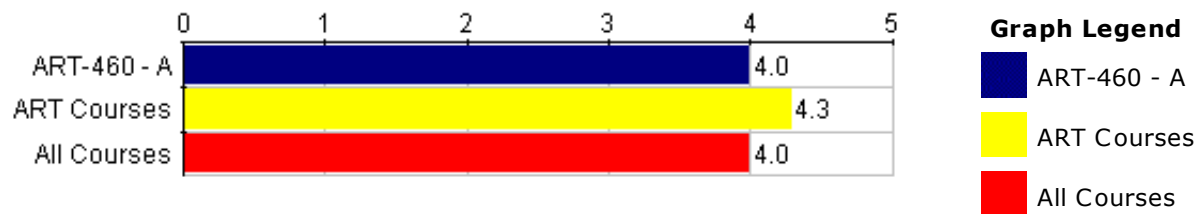


Course Questions General Questions	ART-460 - A													--- Survey Comparisons ---					
	Responses						Course							ART			All		
	SD	0	0	0	0	0	SA	N	Mean	Med.	Mode	Std Dev	N	Mean	Pct Rnk	N	Mean	Pct Rnk	
Q11 I made positive contributions to this course (for example, preparing for class, attending class regularly, participating in class discussions, and listening to others).	0	0	0	0	0	0	1	1	7.0	7	7	0	43	6.4	81	2K	6.1	97	

Responses: [SD] Strongly Disagree=1 [0] 0=2 [0] 0=3 [0] 0=4 [0] 0=5 [0] 0=6 [SA] Strongly Agree=7
Pct Rnk: Percentile Rank (100 is best, calculated vs. precise Mean)

Q12 - Please explain or comment on the question above.

Response Rate: No participants responded to this question. (0 of 1)



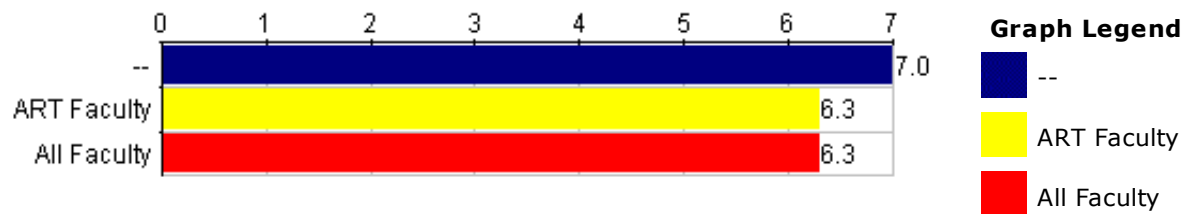
Course Questions General Questions	ART-460 - A										--- Survey Comparisons ---					
	Responses					Course					ART			All		
	U	P	G	VG	E	N	Mean	Med.	Mode	Std Dev	N	Mean	Pct Rnk	N	Mean	Pct Rnk
Q13 Overall rating of the course.	0	0	0	1	0	1	4.0	4	4	0	43	4.3	19	2K	4.0	44

Responses: [U] unsatisfactory=1 [P] poor=2 [G] good=3 [VG] very good=4 [E] excellent=5
Pct Rnk: Percentile Rank (100 is best, calculated vs. precise Mean)

Q14 - Please explain or comment on the question above.

Response Rate: 100.00% (1 of 1)

- I think the balance between mechanical and creative hours isn't quite right yet. I think it worked in the beginning of the class when most of the class was creating but towards the end, more mechanical work needed to be done.



Instructor Questions
General Instructor
Questions

--

--- **Survey Comparisons** ---

Instructor Questions	Responses							Individual				ART			All			
	SD	0	0	0	0	0	SA	N	Mean	Med.	Mode	Std Dev	N	Mean	Pct Rnk	N	Mean	Pct Rnk
Q15 The instructor defined the plan for the course, including what was required of students (for example, stated the plan for the course in the syllabus, in the class).	0	0	0	0	0	0	1	1	7.0	7	7	0	43	6.3	88	2.1K	6.3	92

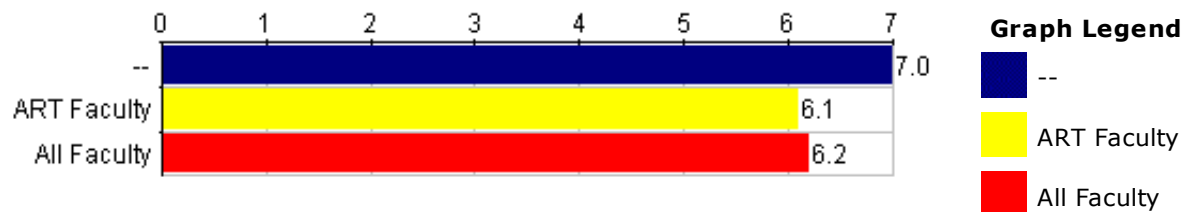
Responses: [SD] Strongly Disagree=1 [0] 0=2 [0] 0=3 [0] 0=4 [0] 0=5 [0] 0=6 [SA] Strongly Agree=7
Pct Rnk: Percentile Rank (100 is best, calculated vs. precise Mean)

Q16 - Please explain or comment on the question above.

Faculty: Ruby, Nellie

Response Rate: 100.00% (1 of 1)

- As a class we did work together to create the guidelines and I think we created a nice start but it just needs some help for the future.



Instructor Questions
General Instructor
Questions

--

--- **Survey Comparisons** ---

	Responses													Individual						ART			All		
	SD	0	0	0	0	0	0	SA	N	Mean	Med.	Mode	Std Dev	N	Mean	Pct Rnk	N	Mean	Pct Rnk						
Q17 The instructor was available to students outside of class (for example, held office hours, responded to emails and other student efforts to contact the instructor).	0	0	0	0	0	0	0	1	1	7.0	7	7	0	41	6.1	81	2K	6.2	93						

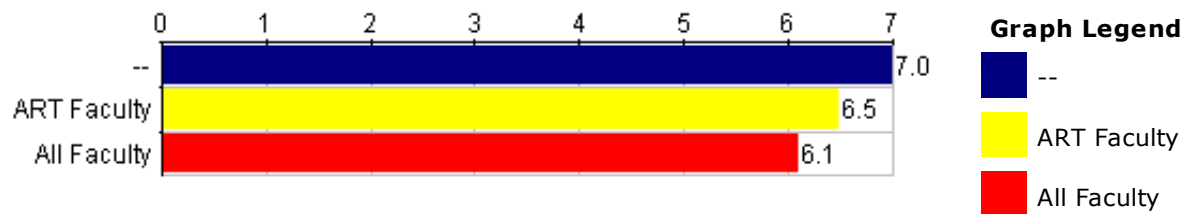
Responses: [SD] Strongly Disagree=1 [0] 0=2 [0] 0=3 [0] 0=4 [0] 0=5 [0] 0=6 [SA] Strongly Agree=7
Pct Rnk: Percentile Rank (100 is best, calculated vs. precise Mean)

Q18 - Please explain or comment on the question above.

Faculty: Ruby, Nellie

Response Rate: 100.00% (1 of 1)

Nell was extremely available to the students in the class. Even though she was involved in many college planning committees, other classes and outside work, she always made time for us. She even donated her time to help us out on our off-campus show that we were supposed to do independently. I don't know how we could've done it without her. She also was really great at putting us in contact with other art-minded people in the department and otherwise.



Instructor Questions
General Instructor
Questions

--

--- **Survey Comparisons** ---

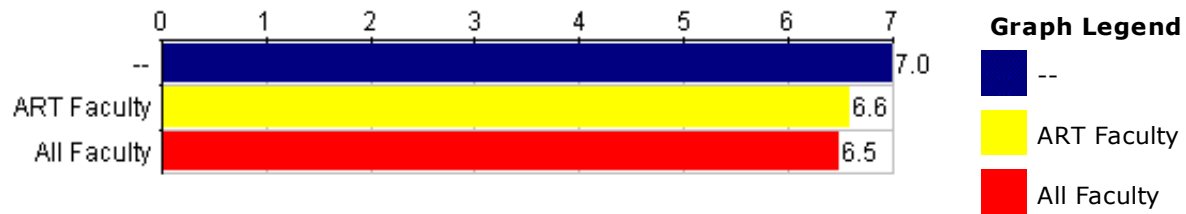
	Responses							Individual						ART			All		
	SD	0	0	0	0	0	SA	N	Mean	Med.	Mode	Std Dev	N	Mean	Pct Rnk	N	Mean	Pct Rnk	
Q19 The instructor clarified material that required further explanation (for example, listened to questions, responded to students).	0	0	0	0	0	0	1	1	7.0	7	7	0	43	6.5	75	2.1K	6.1	93	

Responses: [SD] Strongly Disagree=1 [0] 0=2 [0] 0=3 [0] 0=4 [0] 0=5 [0] 0=6 [SA] Strongly Agree=7
Pct Rnk: Percentile Rank (100 is best, calculated vs. precise Mean)

Q20 - Please explain or comment on the question above.

Faculty: Ruby, Nellie

Response Rate: No participants responded to this question. (0 of 1)



Instructor Questions
General Instructor Questions

--

--- **Survey Comparisons** ---

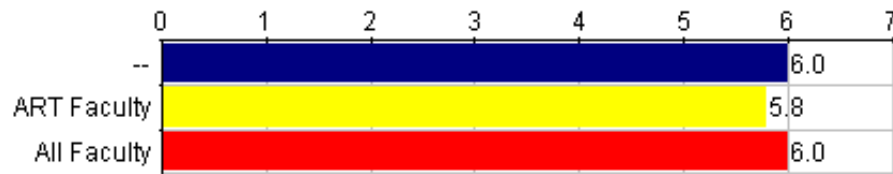
	Responses							Individual				ART			All			
	SD	0	0	0	0	0	SA	N	Mean	Med.	Mode	Std Dev	N	Mean	Pct Rnk	N	Mean	Pct Rnk
Q21 The instructor treated students with respect.	0	0	0	0	0	0	1	1	7.0	7	7	0	43	6.6	81	2.1K	6.5	85

Responses: [SD] Strongly Disagree=1 [0] 0=2 [0] 0=3 [0] 0=4 [0] 0=5 [0] 0=6 [SA] Strongly Agree=7
Pct Rnk: Percentile Rank (100 is best, calculated vs. precise Mean)

Q22 - Please explain or comment on the question above.

Faculty: Ruby, Nellie

Response Rate: No participants responded to this question. (0 of 1)



Graph Legend

-
- ART Faculty
- All Faculty

Instructor Questions
General Instructor Questions

--

--- **Survey Comparisons** ---

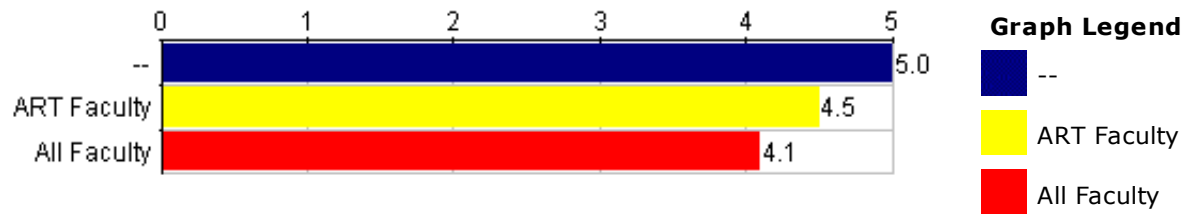
General Instructor Questions	Responses							Individual						ART			All		
	SD	0	0	0	0	0	SA	N	Mean	Med.	Mode	Std Dev	N	Mean	Pct Rnk	N	Mean	Pct Rnk	
Q23 The instructor clearly defined how assignments would be evaluated.	0	0	0	0	0	1	0	1	6.0	6	6	0	43	5.8	69	2.1K	6.0	40	

Responses: [SD] Strongly Disagree=1 [0] 0=2 [0] 0=3 [0] 0=4 [0] 0=5 [0] 0=6 [SA] Strongly Agree=7
Pct Rnk: Percentile Rank (100 is best, calculated vs. precise Mean)

Q24 - Please explain or comment on the question above.

Faculty: Ruby, Nellie

Response Rate: No participants responded to this question. (0 of 1)



Instructor Questions General Instructor Questions	--										--- Survey Comparisons ---					
	Responses					Individual					ART			All		
	U	P	G	VG	E	N	Mean	Med.	Mode	Std Dev	N	Mean	Pct Rnk	N	Mean	Pct Rnk
Q25 Overall rating of the teaching of the course.	0	0	0	0	1	1	5.0	5	5	0	42	4.5	88	2.1K	4.1	95

Responses: [U] unsatisfactory=1 [P] poor=2 [G] good=3 [VG] very good=4 [E] excellent=5
Pct Rnk: Percentile Rank (100 is best, calculated vs. precise Mean)

Q26 - Please explain or comment on the question above.

Faculty: Ruby, Nellie

Response Rate: No participants responded to this question. (0 of 1)