


Course: ART-160 A - Visual Thinking I

Department: ART

Responsible Faculty: Nellie Ruby

Responses / Expected: 18 / 18

Overall Mean:
6.0 Strong Disagreement to Strong Agree (161 responses)
4.7 unsatisfactory to excellent (36 responses)
1.9 Reason for taking course (18 responses)
1.7 Class year (18 responses)

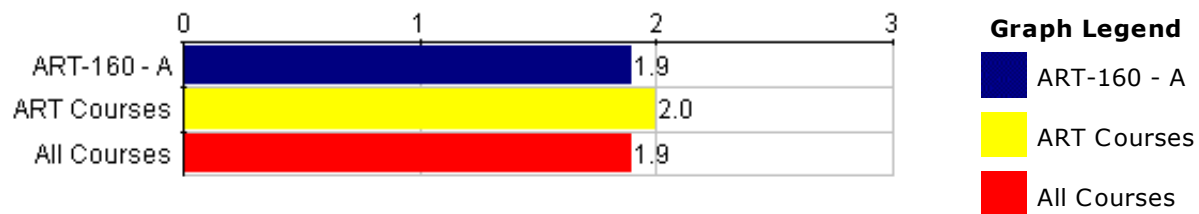


Student Demographics Student Year/Course Selection	ART-160 - A											--- Survey Comparisons ---					
	Responses							Course				ART			All		
	FY	S	J	S	MAT	P	N	Mean	Med.	Mode	Std Dev	N	Mean	Pct Rnk	N	Mean	Pct Rnk
Q1 What is your class year?	11	2	4	1	0	0	18	1.7	1	1	.99	57	2.6	5	1.8K	2.4	20

Responses: [FY] first year=1 [S] sophomore=2 [J] junior=3 [S] senior=4 [MAT] MAT=5 [P] PBPM=6
Pct Rnk: Percentile Rank (100 is best, calculated vs. precise Mean)

Q2 - If your class year is other, please specify.

Response Rate: No participants responded to this question. (0 of 18)

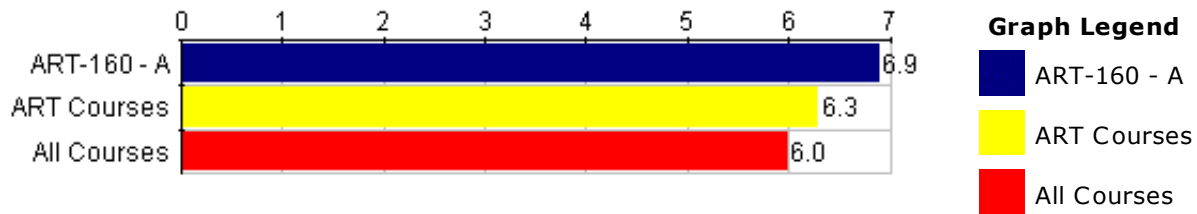


Student Demographics Student Year/Course Selection	ART-160 - A								--- Survey Comparisons ---					
	Responses			Course					ART			All		
	ADR	AMR	AE	N	Mean	Med.	Mode	Std Dev	N	Mean	Pct Rnk	N	Mean	Pct Rnk
Q3 I took this course as:	7	6	5	18	1.9	2	1	.81	56	2.0	23	1.7K	1.9	32

Responses: [ADR] a distributional requirement=1 [AMR] a major/minor requirement=2 [AE] an elective=3
Pct Rnk: Percentile Rank (100 is best, calculated vs. precise Mean)

Q4 - If the reason you took the course is other, please explain.

Response Rate: No participants responded to this question. (0 of 18)



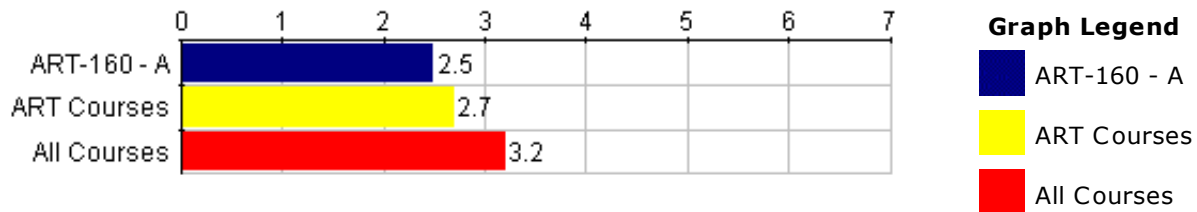
Course Questions General Questions	ART-160 - A										--- Survey Comparisons ---							
	Responses					Course					ART			All				
	SD	0	0	0	0	0	SA	N	Mean	Med.	Mode	Std Dev	N	Mean	Pct Rnk	N	Mean	Pct Rnk
Q5 There were aspects of the course that were especially effective in helping you learn.	0	0	0	0	0	2	16	18	6.9	7	7	.31	57	6.3	95	1.8K	6.0	86

Responses: [SD] Strongly Disagree=1 [0] 0=2 [0] 0=3 [0] 0=4 [0] 0=5 [0] 0=6 [SA] Strongly Agree=7
Pct Rnk: Percentile Rank (100 is best, calculated vs. precise Mean)

Q6 - Please explain or comment on the question above .

Response Rate: 55.56% (10 of 18)

- Having a lot of outside class time was beneficial, and the relaxed atmosphere and breaks were conducive to learning.
- The blog was great.
- Nell explained things till you got it. The in progress critiques were nice because we had to stop everything and step away from our work. This helped me see the work better.
- I learned new techniques such as the string measuring technique.
- I loved how the art techniques helped the way I thought in my other classes and subjects. Objective thinking definitely was in affect in this class.
- I thought that this class was a very hands-on way to understand and develop my own style of art.
- Not only did I learn more about myself as an artist, I also learned how to see things in the world differently. After our self-portrait assignment, I see so many things in terms of value.
- While somewhat frustrating, the string technique made so much sense (once you got those straight elbows down). That really helped with the angles of drawings and also the proportions of things. I also really enjoyed the Ted Talks and other videos we watched for the different projects, I found those to be very inspirational.
- The project themselves made each art element we learned a personal growth journey.
- I was able to try new techniques and I was encouraged to think deep about what I wanted my pieces to represent.



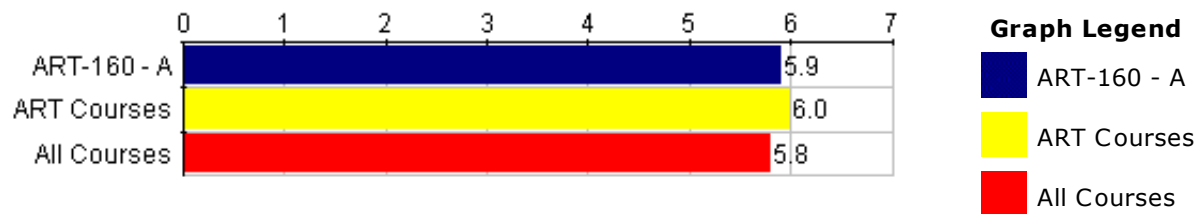
Course Questions General Questions	ART-160 - A											--- Survey Comparisons ---						
	Responses						Course					ART			All			
	SD	0	0	0	0	0	SA	N	Mean	Med.	Mode	Std Dev	N	Mean	Pct Rnk	N	Mean	Pct Rnk
Q7 There were aspects of the course that were not effective in helping you learn.	8	3	2	2	2	0	1	18	2.5	2	1	1.77	55	2.7	59	1.7K	3.2	31

Responses: [SD] Strongly Disagree=1 [0] 0=2 [0] 0=3 [0] 0=4 [0] 0=5 [0] 0=6 [SA] Strongly Agree=7
Pct Rnk: Percentile Rank (100 is best, calculated vs. precise Mean)

Q8 - Please explain or comment on the question above.

Response Rate: 38.89% (7 of 18)

- The critiques were weaker. It would have been nice to have more constructive criticism. I think classmates were uncomfortable talking about the weak points in other people's work.
- I hate the process log. I don't feel like it helped me reflect on my work at all. I didn't realize new things when I wrote them. I enjoyed the in class critiques much more and everyone still had to prepare for them so it was not like it was less work or anything.
- This course helped me learn through out the semester.
- Nope.
- The only thing I had a hard time with was the grading system. Art is something I'm really passionate about and when the grade didn't reflect that I felt discouraged and I noticed that sometimes art became a hassle.
- More so challenging, but that is evidently the "studio experience"
- At times, too little guidance caused confusion.



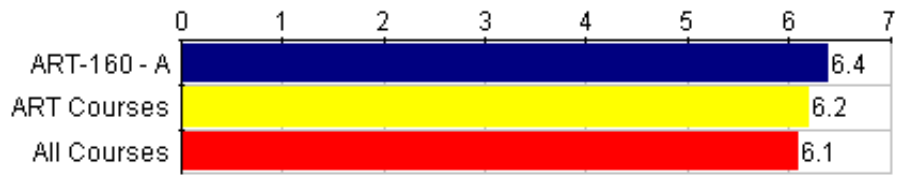
Course Questions General Questions	ART-160 - A											--- Survey Comparisons ---						
	Responses						Course					ART			All			
	SD	0	0	0	0	0	SA	N	Mean	Med.	Mode	Std Dev	N	Mean	Pct Rnk	N	Mean	Pct Rnk
Q9 This course was intellectually challenging.	0	0	0	1	4	8	5	18	5.9	6	6	.85	57	6.0	41	1.7K	5.8	45

Responses: [SD] Strongly Disagree=1 [0] 0=2 [0] 0=3 [0] 0=4 [0] 0=5 [0] 0=6 [SA] Strongly Agree=7
Pct Rnk: Percentile Rank (100 is best, calculated vs. precise Mean)

Q10 - Please explain or comment on the question above.

Response Rate: 55.56% (10 of 18)

- It made me think critically about my artistic choices and muse on my decisions in the process log.
 - It was one of the more intellectually stimulating art classes I have taken.
 - Drawing takes planning
 - Yes and no. It was easy but it still required concentration and effort.
 - I hadn't really experimented with different art techniques before.
 - I found that this course help me to escape my rigid thought patterns and to see the world in new ways. It also helped me to examine some of my academic course work in a different light.
- Some aspects really brought me (and other students) out of our comfort zones, like having to train our brains to not draw what we think something looks like but instead actually draw what we see! Being a psych major, I
- understand why our brains take those short cuts and how challenging it can be to not think that way. It has made me look at my surroundings differently- it has somewhat made me challenge how I look things, "does it look that way because I know that is what it is "supposed" to look like or is that really how it looks.
 - This course truly makes me think outside the box. I now view the world in a whole new way!
 - It was more visual than anything else.
 - I liked that about this class. We didn't just make art for visual sake, but were encouraged to think deeply about what our pieces represent.



Graph Legend

- ART-160 - A
- ART Courses
- All Courses

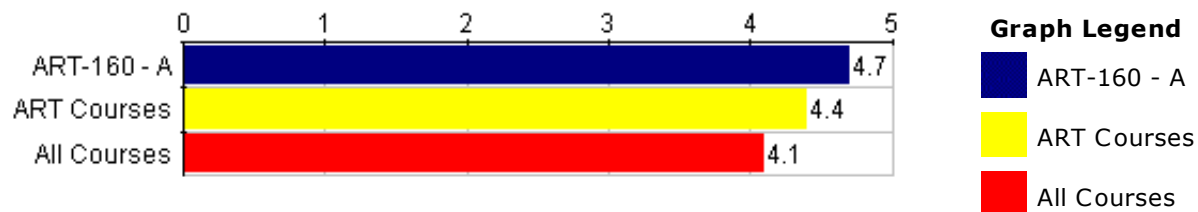
Course Questions General Questions	ART-160 - A											--- Survey Comparisons ---						
	Responses						Course					ART			All			
	SD	0	0	0	0	0	SA	N	Mean	Med.	Mode	Std Dev	N	Mean	Pct Rnk	N	Mean	Pct Rnk
Q11 I made positive contributions to this course (for example, preparing for class, attending class regularly, participating in class discussions, and listening to others).	0	0	0	0	5	0	13	18	6.4	7	7	.90	57	6.2	68	1.8K	6.1	66

Responses: [SD] Strongly Disagree=1 [0] 0=2 [0] 0=3 [0] 0=4 [0] 0=5 [0] 0=6 [SA] Strongly Agree=7
Pct Rnk: Percentile Rank (100 is best, calculated vs. precise Mean)

Q12 - Please explain or comment on the question above.

Response Rate: 44.44% (8 of 18)

- There was always a way to contribute.
- I definitely did with the class discussions.
- I didn't miss class.
- I loved our class dicussions! Everyone seemed engaged and our class created a really positive atmosphere.
- I found that the combination of my word-crafting ability was particularly useful for translating these seemingly abstract concepts into something that i could convey and contribute to the class
- Never missed a class, participated in class discussions, and stayed on top of my work, spent many hours on work outside of class, and kept up with blog posts
- I would actively listen and communicate to classmates and the professor throughout the course.
- The strict attendance policy made it difficult to skip class. And the critics promoted class discussion.



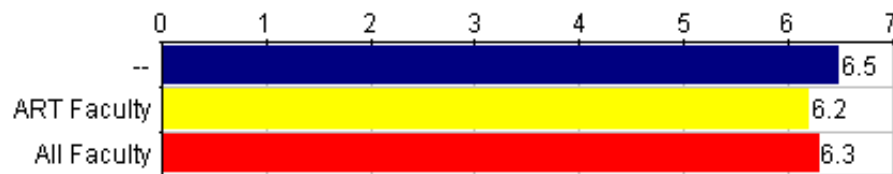
Course Questions General Questions	ART-160 - A										--- Survey Comparisons ---					
	Responses					Course					ART			All		
	U	P	G	VG	E	N	Mean	Med.	Mode	Std Dev	N	Mean	Pct Rnk	N	Mean	Pct Rnk
Q13 Overall rating of the course.	0	0	1	4	13	18	4.7	5	5	.58	57	4.4	95	1.8K	4.1	77

Responses: [U] unsatisfactory=1 [P] poor=2 [G] good=3 [VG] very good=4 [E] excellent=5
Pct Rnk: Percentile Rank (100 is best, calculated vs. precise Mean)

Q14 - Please explain or comment on the question above.

Response Rate: 38.89% (7 of 18)

- My classmates were fantastic and the projects were very interesting.
- It worked well overall.
- I really loved it, I had never had a formal art class before and this one was just perfect. I'm going to make room in my schedule for more art classes in the years to come.
- This class pushed me in new directions and I can't wait to take more art classes here!
- I loved this class, i found it challenging exciting and engaging in almost every way possible.
- The course was great! The projects chosen for this class were very diverse and I really appreciate that. I think it let everyone in the class shine at some point and I think that is very important.
- It was a great experience. I wish we had a chance to do a classroom community piece.



Graph Legend

-
- ART Faculty
- All Faculty

Instructor Questions
General Instructor Questions

--

--- **Survey Comparisons** ---

Instructor Questions	Responses						Individual					ART			All			
	SD	0	0	0	0	0	SA	N	Mean	Med.	Mode	Std Dev	N	Mean	Pct Rnk	N	Mean	Pct Rnk
<p>The instructor defined the plan for the course, including what was required of students (for example, stated the plan for the course in the syllabus, in the class).</p> <p>Q15</p>	0	0	1	0	1	3	13	18	6.5	7	7	1.01	57	6.2	64	1.8K	6.3	45

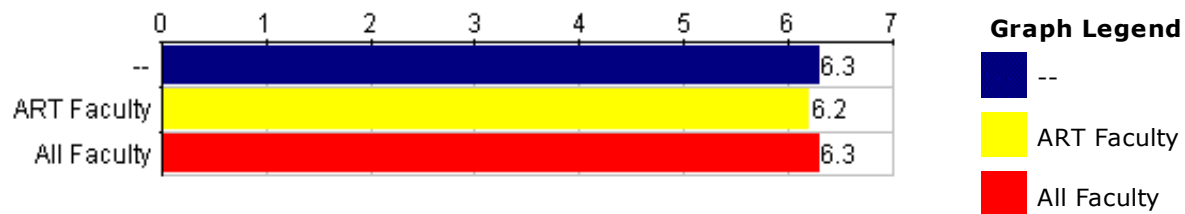
Responses: [SD] Strongly Disagree=1 [0] 0=2 [0] 0=3 [0] 0=4 [0] 0=5 [0] 0=6 [SA] Strongly Agree=7
Pct Rnk: Percentile Rank (100 is best, calculated vs. precise Mean)

Q16 - Please explain or comment on the question above.

Faculty: Ruby, Nellie

Response Rate: 44.44% (8 of 18)

- She did it well.
- the syllabus was the agenda for the semester
- She was extremely helpful and kind.
- At the beginning of every class the professor gave us an overall agenda, so we all know where we were going.
- We knew what we were getting into.
- Yes, well defined. When there were changes she let us know accordingly and if there was confusion she made the appropriate compromises (like deadline for project was blurry, etc)
- It was clearly laid out and although plans changed and we fell behind, frequent emails kept us updated.
- Everything was clearly defined before hand, with schedules, videos, and conversations.



Instructor Questions
General Instructor Questions

Responses		Individual				--- Survey Comparisons ---											
SD	0	0	0	0	0	SA	N	Mean	Med.	Mode	Std Dev	N	Mean	Pct Rnk	N	Mean	Pct Rnk

Q17 The instructor was available to students outside of class (for example, held office hours, responded to emails and other student efforts to contact the instructor).

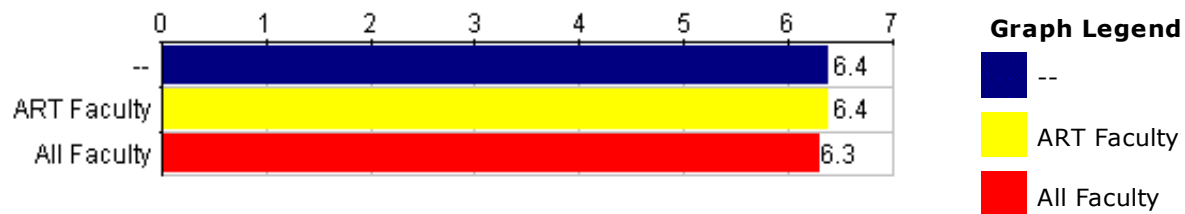
Responses: [SD] Strongly Disagree=1 [0] 0=2 [0] 0=3 [0] 0=4 [0] 0=5 [0] 0=6 [SA] Strongly Agree=7
Pct Rnk: Percentile Rank (100 is best, calculated vs. precise Mean)

Q18 - Please explain or comment on the question above.

Faculty: Ruby, Nellie

Response Rate: 55.56% (10 of 18)

- Professor was very accessible.
- She was often in the building.
- Yes she was always around.
- Anytime I needed her, she was there.
- I don't really know, because the instructor was super helpful during the class hours and there was no need to see her outside of class.
- Most of our out of class work was really individual but the professor was really great at answering emails.
- Nell often came in and helped me, during her off hours.
- She responded to email and was usually around in her office if I went looking for her.
- I didn't see her much outside of class, but she answered emails quickly.
- On top of always being available in class, Professor Ruby was always available outside of class. She was incredibly helpful with anything and everything, whether it was class related or not.



Instructor Questions
General Instructor Questions

--

--- **Survey Comparisons** ---

Instructor Questions	Responses						Individual				ART			All				
	SD	0	0	0	0	0	SA	N	Mean	Med.	Mode	Std Dev	N	Mean	Pct Rnk	N	Mean	Pct Rnk
Q19 The instructor clarified material that required further explanation (for example, listened to questions, responded to students).	0	0	1	0	2	3	12	18	6.4	7	7	1.06	56	6.4	32	1.8K	6.3	38

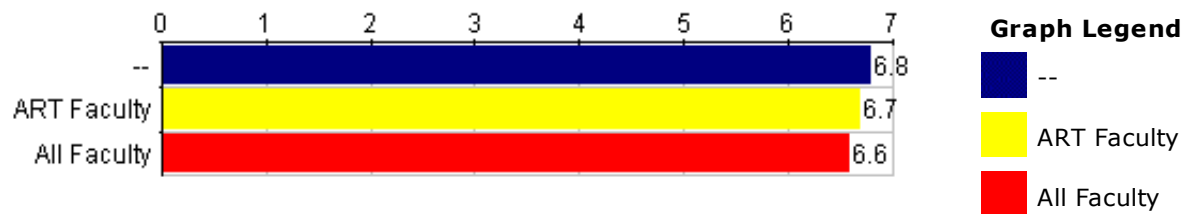
Responses: [SD] Strongly Disagree=1 [0] 0=2 [0] 0=3 [0] 0=4 [0] 0=5 [0] 0=6 [SA] Strongly Agree=7
Pct Rnk: Percentile Rank (100 is best, calculated vs. precise Mean)

Q20 - Please explain or comment on the question above.

Faculty: Ruby, Nellie

Response Rate: 55.56% (10 of 18)

- We received detailed explanations for projects and the professor was very willing to clarify confusing points.
- She was always willing to answer questions.
- Yes she was very helpful.
- Every comment and question is valued by the professor. Having critiques after each project is the proof for that.
- I felt comfortable asking questions.
- On some assignments I wish there would have been more explanation about techniques.
- it could be a little clearer
- Yes, answered any and every question that needed any explanation at all. She is wonderful.
- It was very much a learn on your own process.
- whenever anyone had a question, Prof Ruby always had a clear answer.



Instructor Questions
General Instructor
Questions

Q21

The instructor treated students with respect.

--											--- Survey Comparisons ---									
Responses											ART			All						
SD	0	0	0	0	0	1	2	15	SA	N	Mean	Med.	Mode	Std Dev	N	Mean	Pct Rnk	N	Mean	Pct Rnk
0	0	0	0	0	1	2	15	18	6.8	7	7	.53	56	6.7	41	1.8K	6.6	48		

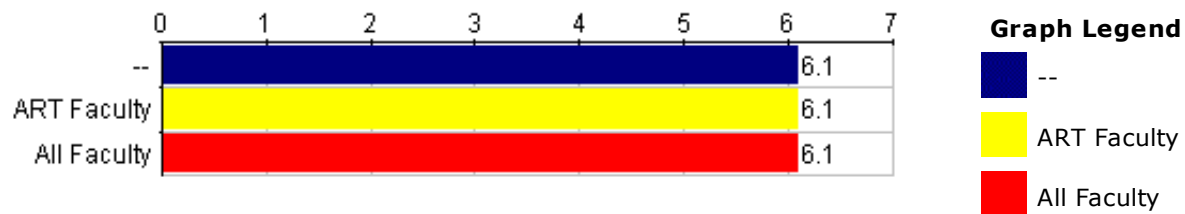
Responses: [SD] Strongly Disagree=1 [0] 0=2 [0] 0=3 [0] 0=4 [0] 0=5 [0] 0=6 [SA] Strongly Agree=7
Pct Rnk: Percentile Rank (100 is best, calculated vs. precise Mean)

Q22 - Please explain or comment on the question above.

Faculty: Ruby, Nellie

Response Rate: 50.00% (9 of 18)

- The professor made a large effort to consult with each person individually on their progress on their projects and encouraged interactions between students.
- She was very kind and respectful.
- The professor never disrespected a student's work, no matter what it looked like.
- Yep.
- I truly felt like it was an equal relationship between student/professor. It made for an unique class dynamic.
- she treated the entire class with more respect than the average teacher was. she was not only respectful but she was constructive.
- Treated everyone with respect and still maintained a sense of humor, which is a special balance of qualities to have.
- Every comment made was respectful and positive while critical at the same time.
- She acted like we were all equals, and respected everybody's opinions and work. She is the kind of teacher that anyone can work with, she is very friendly!



Instructor Questions
General Instructor Questions

Q23 The instructor clearly defined how assignments would be evaluated.

Responses	Individual				--- Survey Comparisons ---													
	SD	0	0	0	0	0	SA	N	Mean	Med.	Mode	Std Dev	N	Mean	Pct Rnk	N	Mean	Pct Rnk
0 1 0 0 1 9 7	0	1	0	0	1	9	7	18	6.1	6	6	1.15	56	6.1	41	1.8K	6.1	37

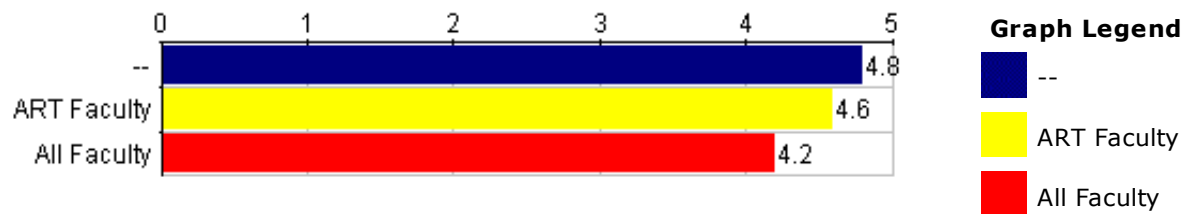
Responses: [SD] Strongly Disagree=1 [0] 0=2 [0] 0=3 [0] 0=4 [0] 0=5 [0] 0=6 [SA] Strongly Agree=7
Pct Rnk: Percentile Rank (100 is best, calculated vs. precise Mean)

Q24 - Please explain or comment on the question above.

Faculty: Ruby, Nellie

Response Rate: 38.89% (7 of 18)

- I liked getting that in email form.
 - Nell is mostly like "Art! do it." without much direction of what she wants. She is a fan of just go out and create something awesome.
 - She was very helpful.
 - The process logs gave us definite evaluations.
 - There was no confusion.
- It was more clear after the mid-semester evaluations came out, but after that the same rubric was used for
- each project. She also included what we did (or did not do) so we knew where we could improve for further projects (how our blogs could improve, etc.).
 - It's in the syllabus, but it's quite iffy.



Instructor Questions General Instructor Questions	--										--- Survey Comparisons ---					
	Responses					Individual					ART			All		
	U	P	G	VG	E	N	Mean	Med.	Mode	Std Dev	N	Mean	Pct Rnk	N	Mean	Pct Rnk
Q25 Overall rating of the teaching of the course.	0	0	1	2	15	18	4.8	5	5	.53	56	4.6	68	1.8K	4.2	74

Responses: [U] unsatisfactory=1 [P] poor=2 [G] good=3 [VG] very good=4 [E] excellent=5
Pct Rnk: Percentile Rank (100 is best, calculated vs. precise Mean)

Q26 - Please explain or comment on the question above.

Faculty: Ruby, Nellie

Response Rate: 44.44% (8 of 18)

- It was an amazing experience and it was extremely interesting.
- I loved the class. Thank you so much, professor, for your time, efforts, and awesome job on teaching how to fish!
- It was effective and got through to us.
- thank you nell for all that you have taught me this year.
- I took this course with Professor Ruby based on 2 close friends recommendations and I am super pleased that I did. If I was not graduating I would for sure take another one of her classes next year. I also highly recommend her as a wonderful professor and an overall fabulous person. I hope our paths cross again someday.
- I definitely want to be an art minor now because of this course and my professor.
- A great introductory course to art.
- Nell Ruby challenges you to push out of your comfort zone and think outside of the box. She judge our work on our ability to rethink ourselves and grow.

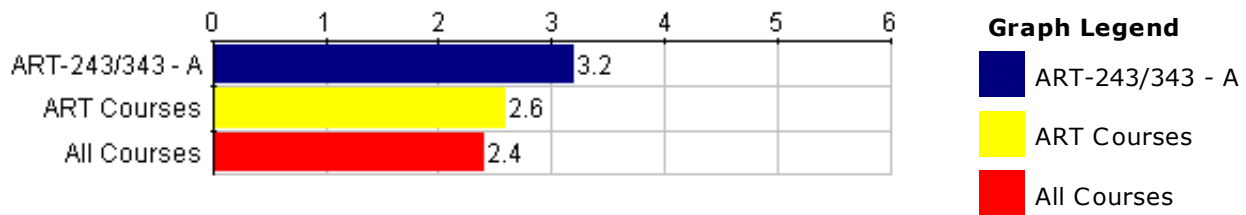
Merged Courses: ART-243 A - Three-Dimensional Thinking
ART-343 A - Three-Dimensional Thinking II

Department: ART

Responsible Faculty: Nellie Ruby

Responses / Expected: 6 / 14

Overall Mean:
5.8 Strong Disagreement to Strong Agree (54 responses)
4.6 unsatisfactory to excellent (12 responses)
3.2 Class year (6 responses)
2.3 Reason for taking course (6 responses)

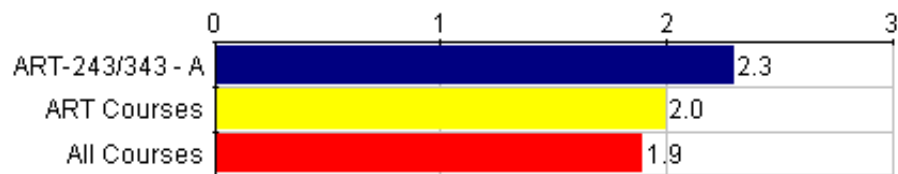


Student Demographics Student Year/Course Selection	ART-243/343 - A										--- Survey Comparisons ---						
	Responses						Course				ART			All			
	FY	S	J	S	MAT	P	N	Mean	Med.	Mode	Std Dev	N	Mean	Pct Rnk	N	Mean	Pct Rnk
Q1 What is your class year?	0	2	1	3	0	0	6	3.2	3.5	4	.90	57	2.6	41	1.8K	2.4	77

Responses: [FY] first year=1 [S] sophomore=2 [J] junior=3 [S] senior=4 [MAT] MAT=5 [P] PBPM=6
Pct Rnk: Percentile Rank (100 is best, calculated vs. precise Mean)

Q2 - If your class year is other, please specify.

Response Rate: No participants responded to this question. (0 of 6)



Graph Legend

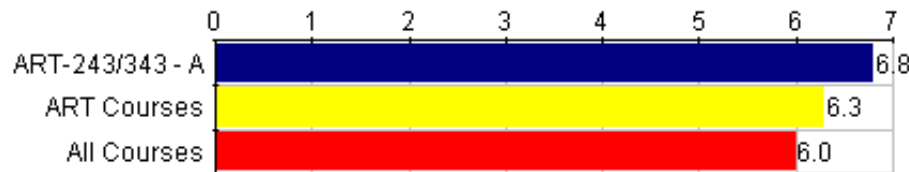
- ART-243/343 - A
- ART Courses
- All Courses

Student Demographics Student Year/Course Selection	ART-243/343 - A								--- Survey Comparisons ---					
	Responses				Course				ART			All		
	ADR	AMR	AE	N	Mean	Med.	Mode	Std Dev	N	Mean	Pct Rnk	N	Mean	Pct Rnk
Q3 I took this course as:	0	4	2	6	2.3	2	2	.47	56	2.0	68	1.7K	1.9	84

Responses: [ADR] a distributional requirement=1 [AMR] a major/minor requirement=2 [AE] an elective=3
Pct Rnk: Percentile Rank (100 is best, calculated vs. precise Mean)

Q4 - If the reason you took the course is other, please explain.

Response Rate: No participants responded to this question. (0 of 6)



Graph Legend

- ART-243/343 - A
- ART Courses
- All Courses

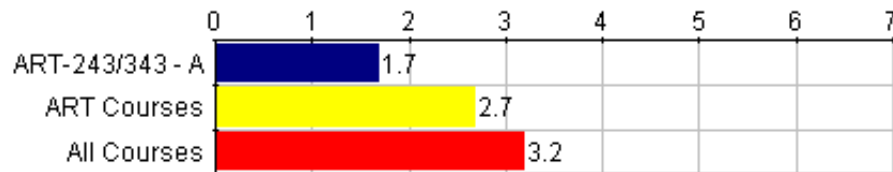
Course Questions General Questions	ART-243/343 - A											--- Survey Comparisons ---						
	Responses						Course					ART			All			
	SD	0	0	0	0	0	SA	N	Mean	Med.	Mode	Std Dev	N	Mean	Pct Rnk	N	Mean	Pct Rnk
Q5 There were aspects of the course that were especially effective in helping you learn.	0	0	0	0	0	1	5	6	6.8	7	7	.37	57	6.3	86	1.8K	6.0	85

Responses: [SD] Strongly Disagree=1 [0] 0=2 [0] 0=3 [0] 0=4 [0] 0=5 [0] 0=6 [SA] Strongly Agree=7
Pct Rnk: Percentile Rank (100 is best, calculated vs. precise Mean)

Q6 - Please explain or comment on the question above .

Response Rate: 66.67% (4 of 6)

- Everything was wonderful.
- The exercises and larger projects we did taught me skills and concepts I hadn't known before.
- Peer reviews are great!
- keeping a blog, access to the mac lab, access to the instructor and outside communication with other class members



Graph Legend

- ART-243/343 - A
- ART Courses
- All Courses

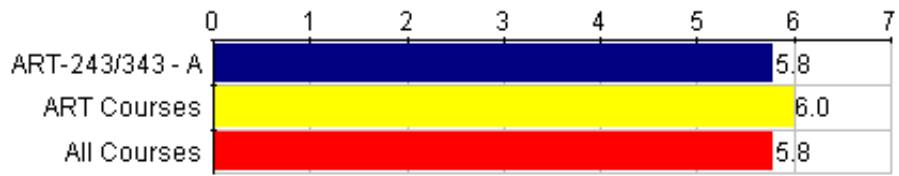
Course Questions General Questions	ART-243/343 - A											--- Survey Comparisons ---						
	Responses						Course					ART			All			
	SD	0	0	0	0	0	SA	N	Mean	Med.	Mode	Std Dev	N	Mean	Pct Rnk	N	Mean	Pct Rnk
Q7 There were aspects of the course that were not effective in helping you learn.	4	1	0	1	0	0	0	6	1.7	1	1	1.11	55	2.7	23	1.7K	3.2	9

Responses: [SD] Strongly Disagree=1 [0] 0=2 [0] 0=3 [0] 0=4 [0] 0=5 [0] 0=6 [SA] Strongly Agree=7
Pct Rnk: Percentile Rank (100 is best, calculated vs. precise Mean)

Q8 - Please explain or comment on the question above.

Response Rate: 33.33% (2 of 6)

- Everything we did for each project had a purpose.
- It would be more efficient if we have signed up for using the tools.



Graph Legend

- ART-243/343 - A
- ART Courses
- All Courses

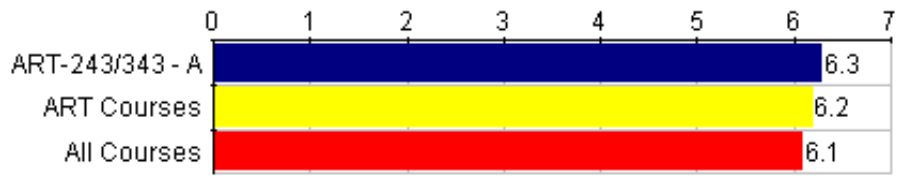
Course Questions General Questions	ART-243/343 - A											--- Survey Comparisons ---						
	Responses						Course					ART			All			
	SD	0	0	0	0	0	SA	N	Mean	Med.	Mode	Std Dev	N	Mean	Pct Rnk	N	Mean	Pct Rnk
Q9 This course was intellectually challenging.	0	0	0	1	1	2	2	6	5.8	6	6,7	1.07	57	6.0	23	1.7K	5.8	42

Responses: [SD] Strongly Disagree=1 [0] 0=2 [0] 0=3 [0] 0=4 [0] 0=5 [0] 0=6 [SA] Strongly Agree=7
Pct Rnk: Percentile Rank (100 is best, calculated vs. precise Mean)

Q10 - Please explain or comment on the question above.

Response Rate: 33.33% (2 of 6)

- Nell always challenges us to think beyond the scope of our work.
- Students were encouraged to research and write as a part of this course. We were encouraged to openly discuss our progress, both in class and on our own.



Graph Legend

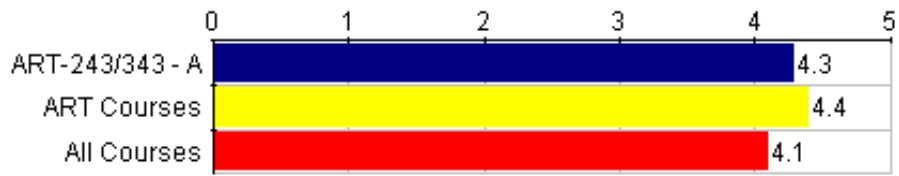
- ART-243/343 - A
- ART Courses
- All Courses

Course Questions General Questions	ART-243/343 - A											--- Survey Comparisons ---						
	Responses						Course					ART			All			
	SD	0	0	0	0	0	SA	N	Mean	Med.	Mode	Std Dev	N	Mean	Pct Rnk	N	Mean	Pct Rnk
Q11 I made positive contributions to this course (for example, preparing for class, attending class regularly, participating in class discussions, and listening to others).	0	0	0	0	1	2	3	6	6.3	6.5	7	.75	57	6.2	59	1.8K	6.1	57

Responses: [SD] Strongly Disagree=1 [0] 0=2 [0] 0=3 [0] 0=4 [0] 0=5 [0] 0=6 [SA] Strongly Agree=7
Pct Rnk: Percentile Rank (100 is best, calculated vs. precise Mean)

Q12 - Please explain or comment on the question above.

Response Rate: No participants responded to this question. (0 of 6)



Graph Legend

- ART-243/343 - A
- ART Courses
- All Courses

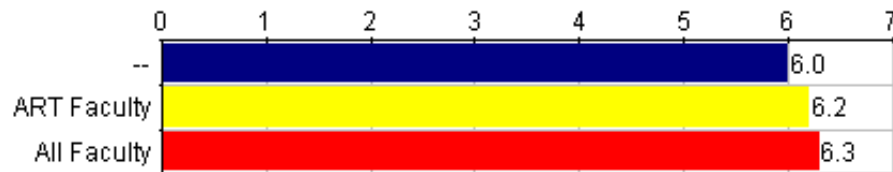
Course Questions General Questions	ART-243/343 - A										--- Survey Comparisons ---					
	Responses					Course					ART			All		
	U	P	G	VG	E	N	Mean	Med.	Mode	Std Dev	N	Mean	Pct Rnk	N	Mean	Pct Rnk
Q13 Overall rating of the course.	0	0	0	4	2	6	4.3	4	4	.47	57	4.4	55	1.8K	4.1	53

Responses: [U] unsatisfactory=1 [P] poor=2 [G] good=3 [VG] very good=4 [E] excellent=5
Pct Rnk: Percentile Rank (100 is best, calculated vs. precise Mean)

Q14 - Please explain or comment on the question above.

Response Rate: 50.00% (3 of 6)

- I think if the projects had been a bit more structured, we could have fit another project into the semester. The table took a lot longer than expected, so maybe do a smaller version of that in the future so that there can be more projects overall.
- I loved this class!!
- This course should be a requirement. The projects undertaken by the class where defining as a liberal art experience.



Graph Legend

-
- ART Faculty
- All Faculty

Instructor Questions
General Instructor
Questions

--

--- **Survey Comparisons** ---

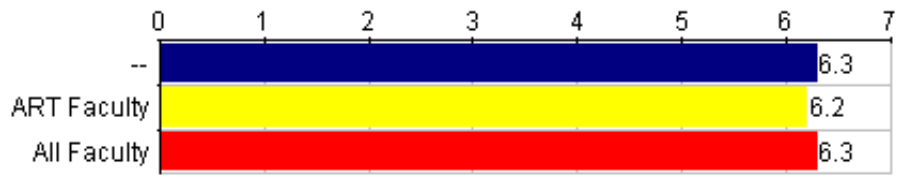
Instructor Questions	Responses						Individual						ART			All		
	SD	0	0	0	0	0	SA	N	Mean	Med.	Mode	Std Dev	N	Mean	Pct Rnk	N	Mean	Pct Rnk
<p>Q15 The instructor defined the plan for the course, including what was required of students (for example, stated the plan for the course in the syllabus, in the class).</p>	0	1	0	0	0	1	4	6	6.0	7	7	1.83	57	6.2	27	1.8K	6.3	16

Responses: [SD] Strongly Disagree=1 [0] 0=2 [0] 0=3 [0] 0=4 [0] 0=5 [0] 0=6 [SA] Strongly Agree=7
Pct Rnk: Percentile Rank (100 is best, calculated vs. precise Mean)

Q16 - Please explain or comment on the question above.

Faculty: Ruby, Nellie

Response Rate: No participants responded to this question. (0 of 6)



Graph Legend

-
- ART Faculty
- All Faculty

Instructor Questions
General Instructor Questions

--

--- **Survey Comparisons** ---

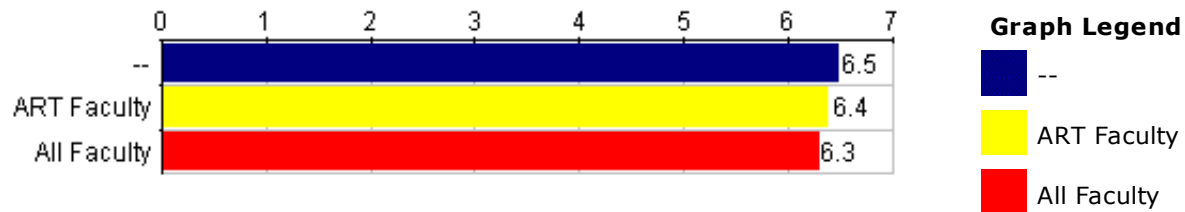
	Responses						Individual					ART			All			
	SD	0	0	0	0	0	SA	N	Mean	Med.	Mode	Std Dev	N	Mean	Pct Rnk	N	Mean	Pct Rnk
Q17 The instructor was available to students outside of class (for example, held office hours, responded to emails and other student efforts to contact the instructor).	0	0	0	1	0	1	4	6	6.3	7	7	1.11	56	6.2	41	1.8K	6.3	35

Responses: [SD] Strongly Disagree=1 [0] 0=2 [0] 0=3 [0] 0=4 [0] 0=5 [0] 0=6 [SA] Strongly Agree=7
Pct Rnk: Percentile Rank (100 is best, calculated vs. precise Mean)

Q18 - Please explain or comment on the question above.

Faculty: Ruby, Nellie

Response Rate: No participants responded to this question. (0 of 6)



Instructor Questions
General Instructor
Questions

Instructor Questions	Responses						Individual					--- Survey Comparisons ---						
	SD	0	0	0	0	0	SA	N	Mean	Med.	Mode	Std Dev	N	Mean	Pct Rnk	N	Mean	Pct Rnk
Q19 The instructor clarified material that required further explanation (for example, listened to questions, responded to students).	0	0	0	0	1	1	4	6	6.5	7	7	.76	56	6.4	55	1.8K	6.3	45

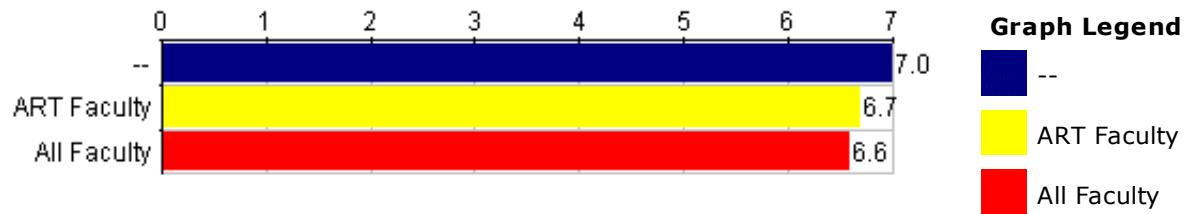
Responses: [SD] Strongly Disagree=1 [0] 0=2 [0] 0=3 [0] 0=4 [0] 0=5 [0] 0=6 [SA] Strongly Agree=7
Pct Rnk: Percentile Rank (100 is best, calculated vs. precise Mean)

Q20 - Please explain or comment on the question above.

Faculty: Ruby, Nellie

Response Rate: 33.33% (2 of 6)

- Nell is very receptive, available, and open-minded, which is everything a professor should be!
- Having more specific guidelines for projects on paper or in email would have been helpful.



Instructor Questions
General Instructor
Questions

--

--- **Survey Comparisons** ---

Instructor Questions	Responses						Individual						ART			All		
	SD	0	0	0	0	0	SA	N	Mean	Med.	Mode	Std Dev	N	Mean	Pct Rnk	N	Mean	Pct Rnk
Q21 The instructor treated students with respect.	0	0	0	0	0	0	6	6	7.0	7	7	0	56	6.7	73	1.8K	6.6	80

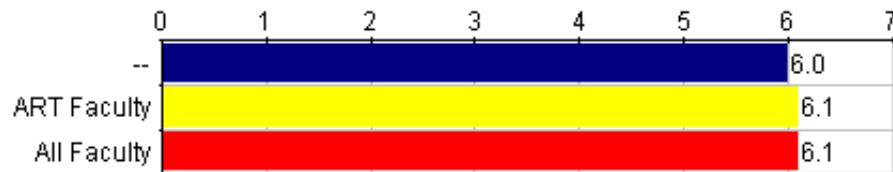
Responses: [SD] Strongly Disagree=1 [0] 0=2 [0] 0=3 [0] 0=4 [0] 0=5 [0] 0=6 [SA] Strongly Agree=7
Pct Rnk: Percentile Rank (100 is best, calculated vs. precise Mean)

Q22 - Please explain or comment on the question above.

Faculty: Ruby, Nellie

Response Rate: 16.67% (1 of 6)

- Strongly agree!



Graph Legend

-
- ART Faculty
- All Faculty

Instructor Questions
General Instructor Questions

--

--- **Survey Comparisons** ---

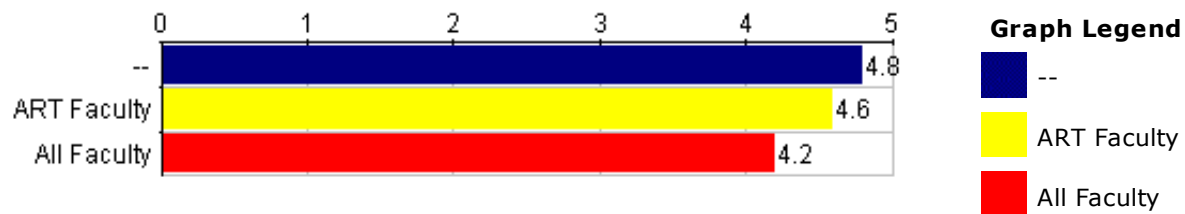
General Instructor Questions	Responses						Individual					ART			All			
	SD	0	0	0	0	0	SA	N	Mean	Med.	Mode	Std Dev	N	Mean	Pct Rnk	N	Mean	Pct Rnk
Q23 The instructor clearly defined how assignments would be evaluated.	0	0	1	0	1	0	4	6	6.0	7	7	1.53	56	6.1	32	1.8K	6.1	31

Responses: [SD] Strongly Disagree=1 [0] 0=2 [0] 0=3 [0] 0=4 [0] 0=5 [0] 0=6 [SA] Strongly Agree=7
Pct Rnk: Percentile Rank (100 is best, calculated vs. precise Mean)

Q24 - Please explain or comment on the question above.

Faculty: Ruby, Nellie

Response Rate: No participants responded to this question. (0 of 6)



Instructor Questions General Instructor Questions	--										--- Survey Comparisons ---					
	Responses					Individual					ART			All		
	U	P	G	VG	E	N	Mean	Med.	Mode	Std Dev	N	Mean	Pct Rnk	N	Mean	Pct Rnk
Q25 Overall rating of the teaching of the course.	0	0	0	1	5	6	4.8	5	5	.37	56	4.6	77	1.8K	4.2	77

Responses: [U] unsatisfactory=1 [P] poor=2 [G] good=3 [VG] very good=4 [E] excellent=5
Pct Rnk: Percentile Rank (100 is best, calculated vs. precise Mean)

Q26 - Please explain or comment on the question above.

Faculty: Ruby, Nellie

Response Rate: 16.67% (1 of 6)

- Nell Ruby is brilliant. Her insight and guidance come from a personal passion she holds for all things artistic.
- Her willingness to share with students is tailored by an instinctive insight into each student as individuals, and she nurtures their individual contribution to the class. I am a better person for having had her as my professor.

Q27 - If you have previously completed ART 260, Image and Word: Methods in Art and Art History, are there ways that it helped prepare you for the content/and or skills involved in this course? Please be as specific as you can and use examples whenever possible

Response Rate: No participants responded to this question. (0 of 6)

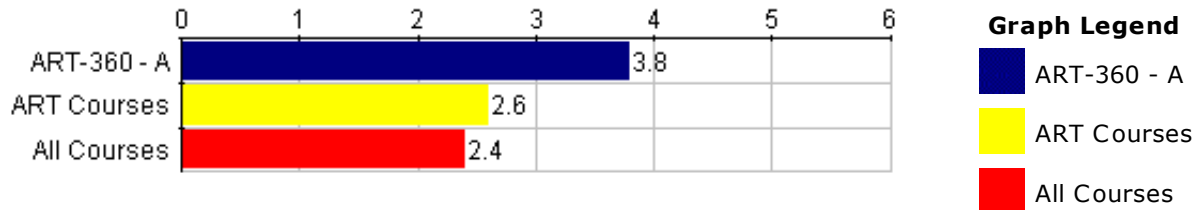
Course: ART-360 A - Thinkng Through Art & Art Hist

Department: ART

Responsible Faculty: Nellie Ruby

Responses / Expected: 4 / 9

Overall Mean:
5.7 Strong Disagreement to Strong Agree (36 responses)
4.1 unsatisfactory to excellent (8 responses)
3.8 Class year (4 responses)
2.0 Reason for taking course (4 responses)

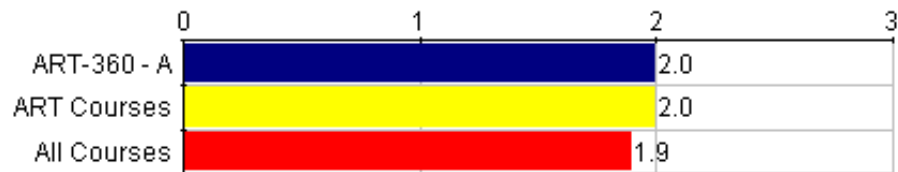


Student Demographics Student Year/Course Selection	ART-360 - A											--- Survey Comparisons ---					
	Responses							Course				ART			All		
	FY	S	J	S	MAT	P	N	Mean	Med.	Mode	Std Dev	N	Mean	Pct Rnk	N	Mean	Pct Rnk
Q1 What is your class year?	0	0	1	3	0	0	4	3.8	4	4	.43	57	2.6	86	1.8K	2.4	93

Responses: [FY] first year=1 [S] sophomore=2 [J] junior=3 [S] senior=4 [MAT] MAT=5 [P] PBPM=6
Pct Rnk: Percentile Rank (100 is best, calculated vs. precise Mean)

Q2 - If your class year is other, please specify.

Response Rate: No participants responded to this question. (0 of 4)



Graph Legend

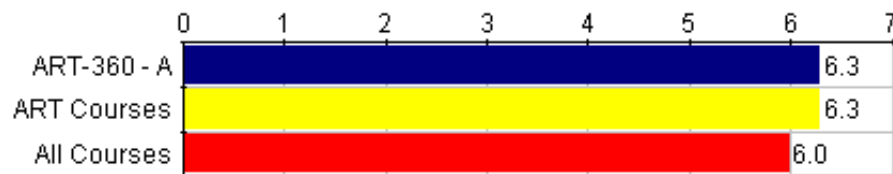
- ART-360 - A
- ART Courses
- All Courses

Student Demographics Student Year/Course Selection	ART-360 - A								--- Survey Comparisons ---					
	Responses				Course				ART			All		
	ADR	AMR	AE	N	Mean	Med.	Mode	Std Dev	N	Mean	Pct Rnk	N	Mean	Pct Rnk
Q3 I took this course as:	0	4	0	4	2.0	2	2	0	56	2.0	41	1.7K	1.9	50

Responses: [ADR] a distributional requirement=1 [AMR] a major/minor requirement=2 [AE] an elective=3
Pct Rnk: Percentile Rank (100 is best, calculated vs. precise Mean)

Q4 - If the reason you took the course is other, please explain.

Response Rate: No participants responded to this question. (0 of 4)



Graph Legend

- ART-360 - A
- ART Courses
- All Courses

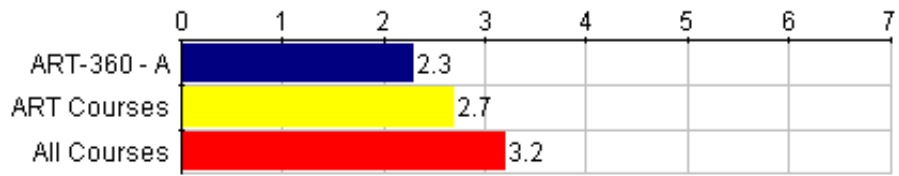
Course Questions General Questions	ART-360 - A											--- Survey Comparisons ---						
	Responses						Course					ART			All			
	SD	0	0	0	0	0	SA	N	Mean	Med.	Mode	Std Dev	N	Mean	Pct Rnk	N	Mean	Pct Rnk
Q5 There were aspects of the course that were especially effective in helping you learn.	0	0	0	0	0	3	1	4	6.3	6	6	.43	57	6.3	41	1.8K	6.0	52

Responses: [SD] Strongly Disagree=1 [0] 0=2 [0] 0=3 [0] 0=4 [0] 0=5 [0] 0=6 [SA] Strongly Agree=7
Pct Rnk: Percentile Rank (100 is best, calculated vs. precise Mean)

Q6 - Please explain or comment on the question above .

Response Rate: 50.00% (2 of 4)

- The skills assessment was extremely helpful."
- independent study, gallery assistant, developing skills in independent research and gallery maintenance, hanging shows, professional presentation



Graph Legend

- ART-360 - A
- ART Courses
- All Courses

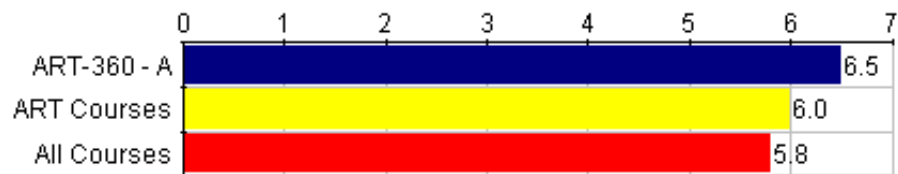
Course Questions General Questions	ART-360 - A										--- Survey Comparisons ---							
	Responses					Course					ART			All				
	SD	0	0	0	0	0	SA	N	Mean	Med.	Mode	Std Dev	N	Mean	Pct Rnk	N	Mean	Pct Rnk
Q7 There were aspects of the course that were not effective in helping you learn.	0	3	1	0	0	0	0	4	2.3	2	2	.43	55	2.7	50	1.7K	3.2	23

Responses: [SD] Strongly Disagree=1 [0] 0=2 [0] 0=3 [0] 0=4 [0] 0=5 [0] 0=6 [SA] Strongly Agree=7
Pct Rnk: Percentile Rank (100 is best, calculated vs. precise Mean)

Q8 - Please explain or comment on the question above.

Response Rate: 50.00% (2 of 4)

- I like the 3 hrs class, but I feel hard to fully engage in the class.
- could help to be offered more than once in a week, break up session



Graph Legend

- ART-360 - A
- ART Courses
- All Courses

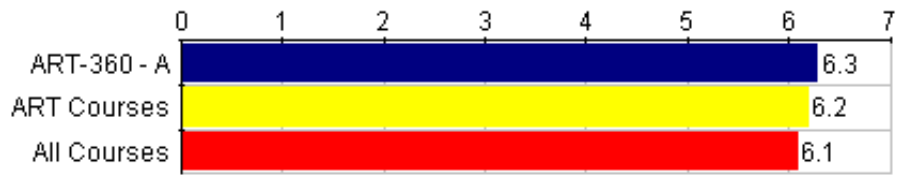
Course Questions General Questions	ART-360 - A											--- Survey Comparisons ---						
	Responses						Course					ART			All			
	SD	0	0	0	0	0	SA	N	Mean	Med.	Mode	Std Dev	N	Mean	Pct Rnk	N	Mean	Pct Rnk
Q9 This course was intellectually challenging.	0	0	0	0	0	2	2	4	6.5	6.5	6,7	.50	57	6.0	73	1.7K	5.8	74

Responses: [SD] Strongly Disagree=1 [0] 0=2 [0] 0=3 [0] 0=4 [0] 0=5 [0] 0=6 [SA] Strongly Agree=7
Pct Rnk: Percentile Rank (100 is best, calculated vs. precise Mean)

Q10 - Please explain or comment on the question above.

Response Rate: 25.00% (1 of 4)

- theory studies, research to back up studio project



Graph Legend

- ART-360 - A
- ART Courses
- All Courses

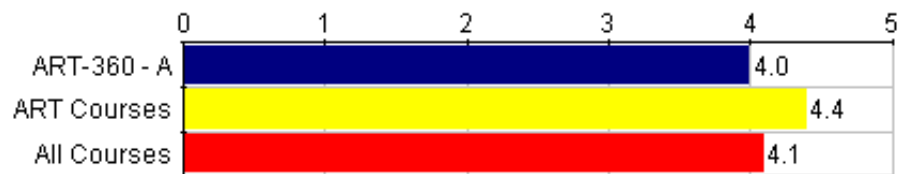
Course Questions General Questions	ART-360 - A											--- Survey Comparisons ---						
	Responses						Course					ART			All			
	SD	0	0	0	0	0	SA	N	Mean	Med.	Mode	Std Dev	N	Mean	Pct Rnk	N	Mean	Pct Rnk
Q11 I made positive contributions to this course (for example, preparing for class, attending class regularly, participating in class discussions, and listening to others).	0	0	0	0	0	3	1	4	6.3	6	6	.43	57	6.2	50	1.8K	6.1	50

Responses: [SD] Strongly Disagree=1 [0] 0=2 [0] 0=3 [0] 0=4 [0] 0=5 [0] 0=6 [SA] Strongly Agree=7
Pct Rnk: Percentile Rank (100 is best, calculated vs. precise Mean)

Q12 - Please explain or comment on the question above.

Response Rate: 25.00% (1 of 4)

- blog, teamwork in gallery setup



Graph Legend

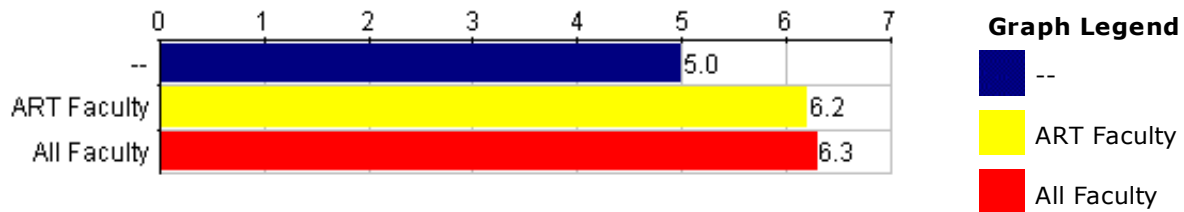
- ART-360 - A
- ART Courses
- All Courses

Course Questions General Questions	ART-360 - A										--- Survey Comparisons ---					
	Responses					Course					ART			All		
	U	P	G	VG	E	N	Mean	Med.	Mode	Std Dev	N	Mean	Pct Rnk	N	Mean	Pct Rnk
Q13 Overall rating of the course.	0	0	0	4	0	4	4.0	4	4	0	57	4.4	23	1.8K	4.1	33

Responses: [U] unsatisfactory=1 [P] poor=2 [G] good=3 [VG] very good=4 [E] excellent=5
Pct Rnk: Percentile Rank (100 is best, calculated vs. precise Mean)

Q14 - Please explain or comment on the question above.

Response Rate: No participants responded to this question. (0 of 4)



Instructor Questions
General Instructor
Questions

Q15 The instructor defined the plan for the course, including what was required of students (for example, stated the plan for the course in the syllabus, in the class).

		--											--- Survey Comparisons ---							
		Responses					Individual						ART			All				
		SD	0	0	0	0	0	0	SA	N	Mean	Med.	Mode	Std Dev	N	Mean	Pct Rnk	N	Mean	Pct Rnk
		0	0	0	2	0	2	0	4	5.0	5	4,6	1	57	6.2	9	1.8K	6.3	5	

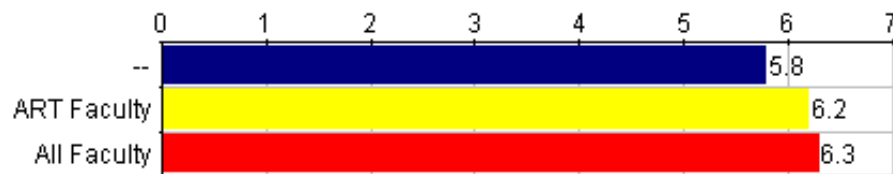
Responses: [SD] Strongly Disagree=1 [0] 0=2 [0] 0=3 [0] 0=4 [0] 0=5 [0] 0=6 [SA] Strongly Agree=7
Pct Rnk: Percentile Rank (100 is best, calculated vs. precise Mean)

Q16 - Please explain or comment on the question above.

Faculty: Ruby, Nellie

Response Rate: 75.00% (3 of 4)

- along side comparative courses this course was not very well organized. However, the professors were always available to make clarifications and did a good job of working with the students.
- The course was very open except for the theories and I thought this worked really well because it gave everyone lots of time to think and process and create our own individual projects.
- course was planned as we went along



Graph Legend

-
- ART Faculty
- All Faculty

Instructor Questions
General Instructor Questions

--

--- **Survey Comparisons** ---

	Responses										Individual			ART			All		
	SD	0	0	0	0	0	SA	N	Mean	Med.	Mode	Std Dev	N	Mean	Pct Rnk	N	Mean	Pct Rnk	
Q17 The instructor was available to students outside of class (for example, held office hours, responded to emails and other student efforts to contact the instructor).	0	0	0	1	0	2	1	4	5.8	6	6	1.09	56	6.2	14	1.8K	6.3	13	

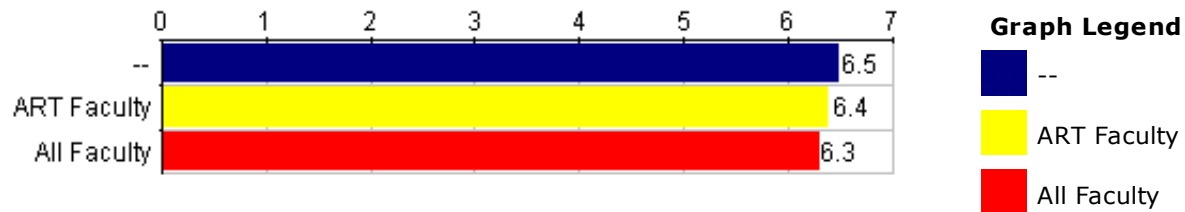
Responses: [SD] Strongly Disagree=1 [0] 0=2 [0] 0=3 [0] 0=4 [0] 0=5 [0] 0=6 [SA] Strongly Agree=7
Pct Rnk: Percentile Rank (100 is best, calculated vs. precise Mean)

Q18 - Please explain or comment on the question above.

Faculty: Ruby, Nellie

Response Rate: 75.00% (3 of 4)

- One of the real strengths of this class was how much one on one time we got with professors
- Yes, responded very quickly to emails and was available during office hours.
- office hours, could reach by email, not always in office...



Instructor Questions	--											--- Survey Comparisons ---						
	Responses					Individual						ART			All			
General Instructor Questions	SD	0	0	0	0	0	SA	N	Mean	Med.	Mode	Std Dev	N	Mean	Pct Rnk	N	Mean	Pct Rnk
Q19 The instructor clarified material that required further explanation (for example, listened to questions, responded to students).	0	0	0	0	0	2	2	4	6.5	6.5	6,7	.50	56	6.4	55	1.8K	6.3	45

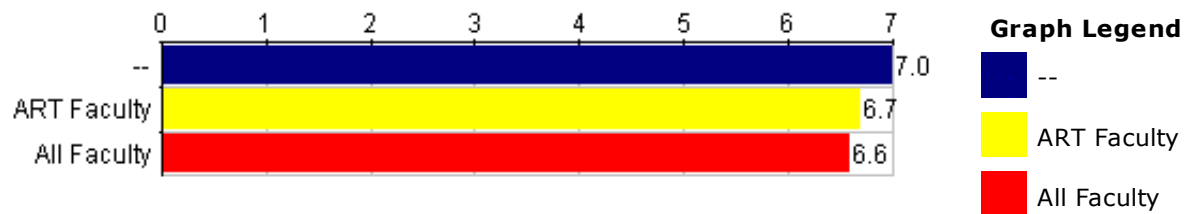
Responses: [SD] Strongly Disagree=1 [0] 0=2 [0] 0=3 [0] 0=4 [0] 0=5 [0] 0=6 [SA] Strongly Agree=7
Pct Rnk: Percentile Rank (100 is best, calculated vs. precise Mean)

Q20 - Please explain or comment on the question above.

Faculty: Ruby, Nellie

Response Rate: 25.00% (1 of 4)

- Emails were sent that would give even more clarity into what was going on that week or what was to be expected of us.



Instructor Questions
General Instructor
Questions

--

--- **Survey Comparisons** ---

	Responses							Individual				ART			All			
	SD	0	0	0	0	0	SA	N	Mean	Med.	Mode	Std Dev	N	Mean	Pct Rnk	N	Mean	Pct Rnk
Q21 The instructor treated students with respect.	0	0	0	0	0	0	4	4	7.0	7	7	0	56	6.7	73	1.8K	6.6	80

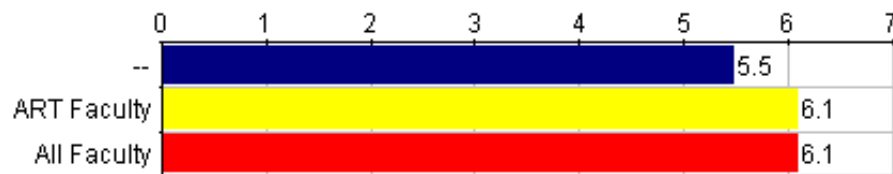
Responses: [SD] Strongly Disagree=1 [0] 0=2 [0] 0=3 [0] 0=4 [0] 0=5 [0] 0=6 [SA] Strongly Agree=7
Pct Rnk: Percentile Rank (100 is best, calculated vs. precise Mean)

Q22 - Please explain or comment on the question above.

Faculty: Ruby, Nellie

Response Rate: 25.00% (1 of 4)

- treated like adults who could think independently



Graph Legend

-
- ART Faculty
- All Faculty

Instructor Questions
General Instructor Questions

--

--- Survey Comparisons ---

Instructor Questions	Responses											Individual						ART			All		
	SD	0	0	0	0	0	SA	N	Mean	Med.	Mode	Std Dev	N	Mean	Pct Rnk	N	Mean	Pct Rnk					
Q23 The instructor clearly defined how assignments would be evaluated.	0	0	1	0	0	2	1	4	5.5	6	6	1.50	56	6.1	18	1.8K	6.1	16					

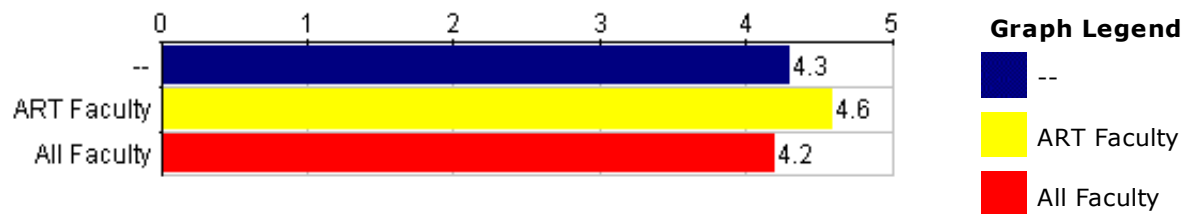
Responses: [SD] Strongly Disagree=1 [0] 0=2 [0] 0=3 [0] 0=4 [0] 0=5 [0] 0=6 [SA] Strongly Agree=7
Pct Rnk: Percentile Rank (100 is best, calculated vs. precise Mean)

Q24 - Please explain or comment on the question above.

Faculty: Ruby, Nellie

Response Rate: 25.00% (1 of 4)

- grades determined by participation, percentages...relatively nebulous



Instructor Questions General Instructor Questions	--										--- Survey Comparisons ---					
	Responses					Individual					ART			All		
	U	P	G	VG	E	N	Mean	Med.	Mode	Std Dev	N	Mean	Pct Rnk	N	Mean	Pct Rnk
Q25 Overall rating of the teaching of the course.	0	0	0	3	1	4	4.3	4	4	.43	56	4.6	14	1.8K	4.2	35

Responses: [U] unsatisfactory=1 [P] poor=2 [G] good=3 [VG] very good=4 [E] excellent=5
Pct Rnk: Percentile Rank (100 is best, calculated vs. precise Mean)

Q26 - Please explain or comment on the question above.

Faculty: Ruby, Nellie

Response Rate: 50.00% (2 of 4)

- Wonderful energy in every class.
- would recommend this course to anyone wanting to have career in arts

Q27 - Was participation with an outside advisor helpful to your learning experience?

Response Rate: 75.00% (3 of 4)

- Very much so. That added guidance was instrumental in my growth.
- Extremely helpful. It really opened up the doors to other professors in the department and created more of a community especially in the critiques. Checking in is also good to help keeping on track"
- outside advisor essentially helpful

Q28 - Has this course helped you to better understand strategies for strengthening your research skills and learning goals?

Response Rate: 100.00% (4 of 4)

- Yes!
- my research skills were already very strong but it did help me understand strategies to strengthen my other learning goals.
- Yes this class has giving me life long skills that I can take into other areas of study.
- yes

Q29 - Do you have a specific direction for your future research?

Response Rate: 100.00% (4 of 4)

- Yes!
- I do. The final presentation and in particular talking about it after Katy's presentation really help solidify where I wanted to go from here.

- Creating with purpose and pleasure. "
- not really many paths possible

Q30 - If you have previously completed ART 260, Image and Word: Methods in Art and Art History, are there ways that it helped prepare you for the content/and or skills involved in this course? Please be as specific as you can and use examples whenever possible

Response Rate: 50.00% (2 of 4)

- Yes, it really helped understand where your interests are through the gallery project in 260. It also helped with understanding the theories to greater degree."
- knew about some theory, using library resources, time management with multiple part project, giving public presentations (art talk)