

**2012 Spring Course Evaluations
12/SP (2012)**

**Agnes Scott College
Agnes Scott**

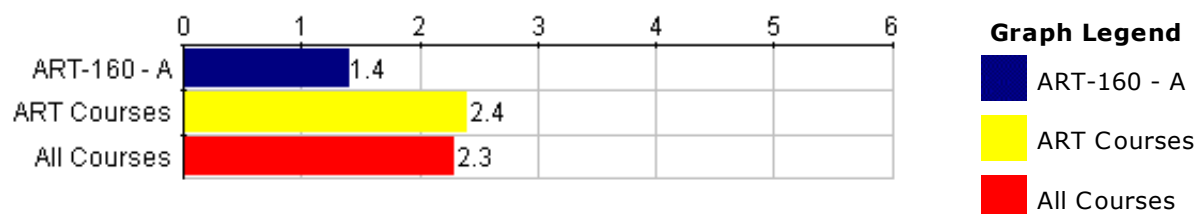
Course: ART-160 A - Visual Thinking I

Department: ART

Responsible Faculty: Nellie Ruby

Responses / Expected: 8 / 12

Overall Mean:
5.9 Strong Disagreement to Strong Agree (72 responses)
4.5 unsatisfactory to excellent (16 responses)
1.6 Reason for taking course (8 responses)
1.4 Class year (8 responses)

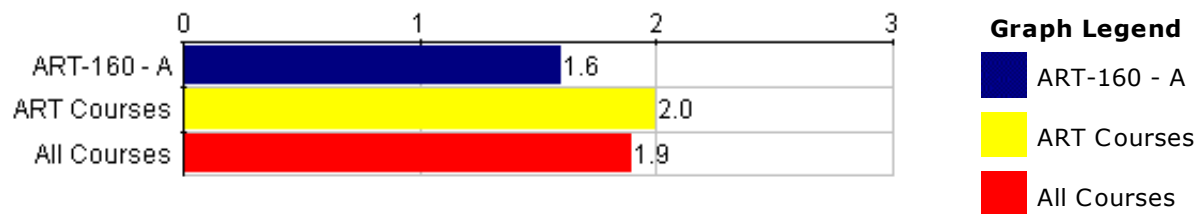


Student Demographics Student Year/Course Selection	ART-160 - A											--- Survey Comparisons ---					
	Responses							Course				ART			All		
	FY	S	J	S	MAT	P	N	Mean	Med.	Mode	Std Dev	N	Mean	Pct Rnk	N	Mean	Pct Rnk
Q1 What is your class year?	6	1	1	0	0	0	8	1.4	1	1	.70	63	2.4	17	1.9K	2.3	11

Responses: [FY] first year=1 [S] sophomore=2 [J] junior=3 [S] senior=4 [MAT] MAT=5 [P] PBPM=6
Pct Rnk: Percentile Rank (100 is best, calculated vs. precise Mean)

Q2 - If your class year is other, please specify.

Response Rate: No participants responded to this question. (0 of 8)

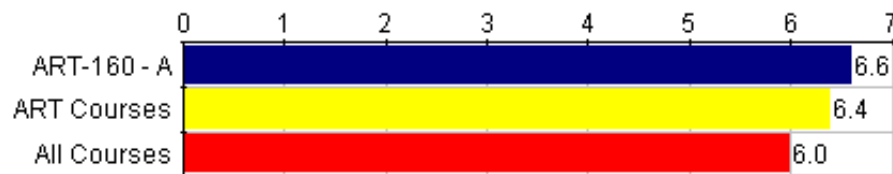


Student Demographics Student Year/Course Selection	ART-160 - A								--- Survey Comparisons ---					
	Responses				Course				ART			All		
	ADR	AMR	AE	N	Mean	Med.	Mode	Std Dev	N	Mean	Pct Rnk	N	Mean	Pct Rnk
Q3 I took this course as:	5	1	2	8	1.6	1	1	.86	59	2.0	28	1.9K	1.9	22

Responses: [ADR] a distributional requirement=1 [AMR] a major/minor requirement=2 [AE] an elective=3
Pct Rnk: Percentile Rank (100 is best, calculated vs. precise Mean)

Q4 - If the reason you took the course is other, please explain.

Response Rate: No participants responded to this question. (0 of 8)



Graph Legend

- ART-160 - A
- ART Courses
- All Courses

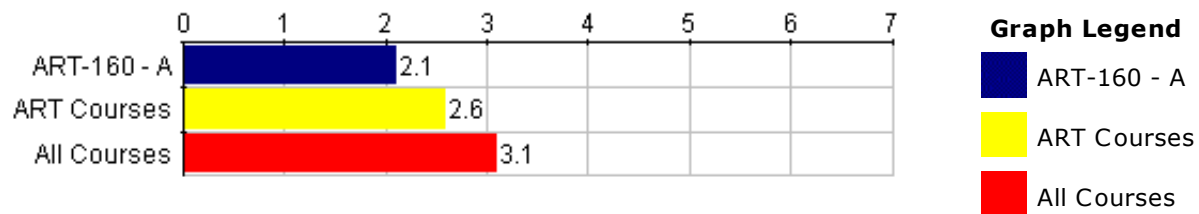
Course Questions General Questions	ART-160 - A												--- Survey Comparisons ---					
	Responses						Course						ART			All		
	SD	0	0	0	0	0	SA	N	Mean	Med.	Mode	Std Dev	N	Mean	Pct Rnk	N	Mean	Pct Rnk
Q5 There were aspects of the course that were especially effective in helping you learn.	0	0	0	0	0	3	5	8	6.6	7	7	.48	65	6.4	44	2K	6.0	77

Responses: [SD] Strongly Disagree=1 [0] 0=2 [0] 0=3 [0] 0=4 [0] 0=5 [0] 0=6 [SA] Strongly Agree=7
Pct Rnk: Percentile Rank (100 is best, calculated vs. precise Mean)

Q6 - Please explain or comment on the question above .

Response Rate: 62.50% (5 of 8)

- I loved supplementing our activities with watching the Art 21 series. I liked the activities like the blind contour etc
- I got to learn how to see objects in a different way and how to trust my eyes without the nfluence of my mind. It was pretty cool
- Yes, I feel I learn a lot by writing my art making and art thinking in the process log required for the course.
- After one semester's continuous writing, I feel more comfortable to express my ideas and opinions. Once the thoughts are written down, I can see my progress better, which is very helpful to make the artwork.
- All of the drawing did in class were helpful ways to learn the relationship between lines and angles, and certainly improved our abilty towards precise observation. The final self portrait project was especially interesting and useful.
- .



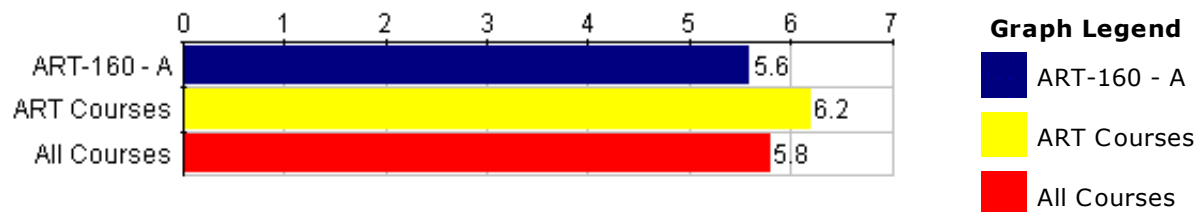
Course Questions General Questions	ART-160 - A											--- Survey Comparisons ---						
	Responses							Course				ART			All			
	SD	0	0	0	0	0	0	SA	N	Mean	Med.	Mode	Std Dev	N	Mean	Pct Rnk	N	Mean
Q7 There were aspects of the course that were not effective in helping you learn.	4	2	0	1	1	0	0	8	2.1	1.5	1	1.45	64	2.6	50	1.9K	3.1	21

Responses: [SD] Strongly Disagree=1 [0] 0=2 [0] 0=3 [0] 0=4 [0] 0=5 [0] 0=6 [SA] Strongly Agree=7
Pct Rnk: Percentile Rank (100 is best, calculated vs. precise Mean)

Q8 - Please explain or comment on the question above.

Response Rate: 37.50% (3 of 8)

- I was kind of bored with how similar the assignments wear. I would have liked to switch mediums more.
- I think that everything we did I got something really awesome out of it.
- .



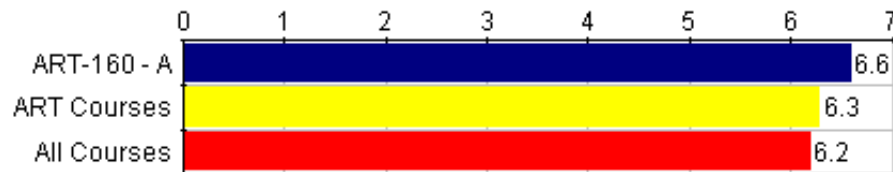
Course Questions General Questions	ART-160 - A												--- Survey Comparisons ---					
	Responses						Course						ART			All		
	SD	0	0	0	0	0	SA	N	Mean	Med.	Mode	Std Dev	N	Mean	Pct Rnk	N	Mean	Pct Rnk
Q9 This course was intellectually challenging.	0	0	0	1	3	2	2	8	5.6	5.5	5	.99	64	6.2	17	2K	5.8	27

Responses: [SD] Strongly Disagree=1 [0] 0=2 [0] 0=3 [0] 0=4 [0] 0=5 [0] 0=6 [SA] Strongly Agree=7
Pct Rnk: Percentile Rank (100 is best, calculated vs. precise Mean)

Q10 - Please explain or comment on the question above.

Response Rate: 62.50% (5 of 8)

- It was at times but otherwise, it was just getting through the assignments.
Well I already kind of have the mindset of a painter, in relation to how I see the world and gush over the small things that make it so fantastic. So to come up with things to say over those aspects was not too challenging. Though formulating those thoughts were.
- This course requires the students to maintain high attention on either art making or the class discussion. Critical thinking skills are highly valued in this course.
- I think more drawings could be done in this class, since students could spent some time out of class to finish their drawings.
- .



Graph Legend

- ART-160 - A
- ART Courses
- All Courses

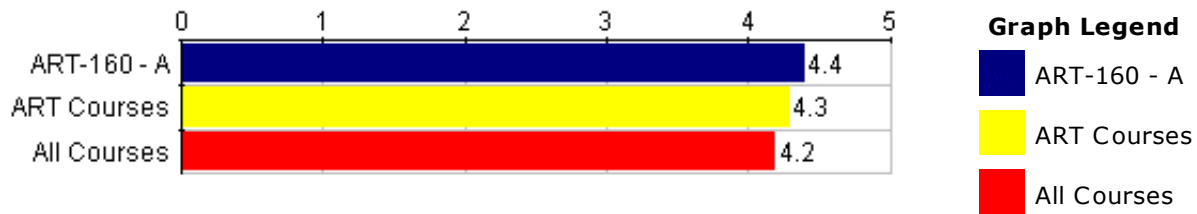
Course Questions General Questions	ART-160 - A												--- Survey Comparisons ---					
	Responses						Course						ART			All		
	SD	0	0	0	0	0	SA	N	Mean	Med.	Mode	Std Dev	N	Mean	Pct Rnk	N	Mean	Pct Rnk
Q11 I made positive contributions to this course (for example, preparing for class, attending class regularly, participating in class discussions, and listening to others).	0	0	0	0	1	1	6	8	6.6	7	7	.70	65	6.3	83	2K	6.2	80

Responses: [SD] Strongly Disagree=1 [0] 0=2 [0] 0=3 [0] 0=4 [0] 0=5 [0] 0=6 [SA] Strongly Agree=7
Pct Rnk: Percentile Rank (100 is best, calculated vs. precise Mean)

Q12 - Please explain or comment on the question above.

Response Rate: 37.50% (3 of 8)

- I did everything I was asked to do but I thought there was a little too much to keep up with. I spent an enormous amount of time preparing for this class or doing assignments for this class. While I usually enjoyed all of this, I thought it was excessive.
- The only times when I didn't have much to say was when we were critiquing. I felt like who am I to judge someone else's creation? Art is so personal that no one else but the artist can understand it.
- .



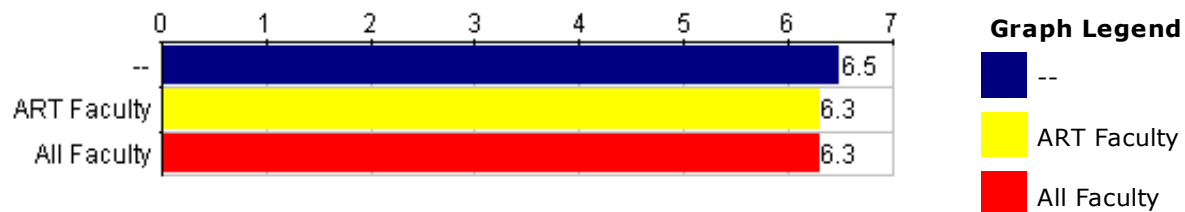
Course Questions General Questions	ART-160 - A										--- Survey Comparisons ---					
	Responses					Course					ART			All		
	U	P	G	VG	E	N	Mean	Med.	Mode	Std Dev	N	Mean	Pct Rnk	N	Mean	Pct Rnk
Q13 Overall rating of the course.	0	0	1	3	4	8	4.4	4.5	5	.70	65	4.3	39	2K	4.2	57

Responses: [U] unsatisfactory=1 [P] poor=2 [G] good=3 [VG] very good=4 [E] excellent=5
Pct Rnk: Percentile Rank (100 is best, calculated vs. precise Mean)

Q14 - Please explain or comment on the question above.

Response Rate: 62.50% (5 of 8)

- I thought we needed to explore more activities and I wish I didn't have to work so hard to keep on top of assignments. It was quite exhausting.
- Just great
- I love Professor Ruby's ART160 very much. I feel I got a lot from it! This is definitely a course that worth taking.
- Very interesting and useful, the fundamental aspects of drawing is very important for further development. I like how we are given the oppurtunity and time to learn ways to observe through drawing in this class.
- ..



Instructor Questions
General Instructor Questions

--

--- **Survey Comparisons** ---

	Responses											Individual						ART			All		
	SD	0	0	0	0	0	SA	N	Mean	Med.	Mode	Std Dev	N	Mean	Pct Rnk	N	Mean	Pct Rnk					
Q15 The instructor defined the plan for the course, including what was required of students (for example, stated the plan for the course in the syllabus, in the class).	0	0	0	0	1	2	5	8	6.5	7	7	.71	64	6.3	61	2K	6.3	48					

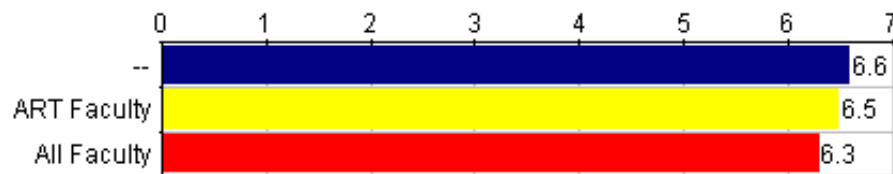
Responses: [SD] Strongly Disagree=1 [0] 0=2 [0] 0=3 [0] 0=4 [0] 0=5 [0] 0=6 [SA] Strongly Agree=7
Pct Rnk: Percentile Rank (100 is best, calculated vs. precise Mean)

Q16 - Please explain or comment on the question above.

Faculty: Ruby, Nellie

Response Rate: 62.50% (5 of 8)

- Very clear what was expected. Did a wonderful job for evaluations. Highly appreciated this.
- Very well prepared and beyond
- The syllabus is quite solid, but we do sometimes get extension for the projects if the professor agrees that we need more time to finish them.
- There were some confusions about the process log checking, several weeks after the class has started the class schedule railed off the schedule on the sylibus. So sometimes I'm not sure when to do the process log.
- .



Graph Legend

-
- ART Faculty
- All Faculty

Instructor Questions
General Instructor Questions

--

--- **Survey Comparisons** ---

Instructor Questions	Responses							Individual			ART			All				
	SD	0	0	0	0	0	SA	N	Mean	Med.	Mode	Std Dev	N	Mean	Pct Rnk	N	Mean	Pct Rnk
Q17 The instructor was available to students outside of class (for example, held office hours, responded to emails and other student efforts to contact the instructor).	0	0	0	0	0	3	5	8	6.6	7	7	.48	61	6.5	39	1.9K	6.3	58

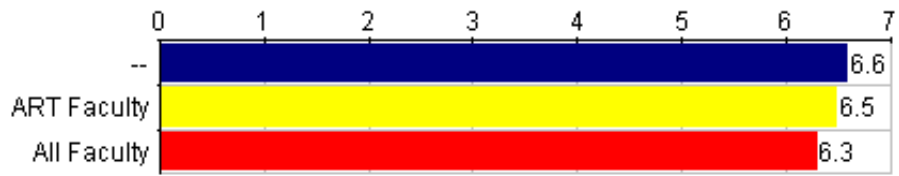
Responses: [SD] Strongly Disagree=1 [0] 0=2 [0] 0=3 [0] 0=4 [0] 0=5 [0] 0=6 [SA] Strongly Agree=7
Pct Rnk: Percentile Rank (100 is best, calculated vs. precise Mean)

Q18 - Please explain or comment on the question above.

Faculty: Ruby, Nellie

Response Rate: 37.50% (3 of 8)

- I was able to find her in the studio often and answered emails within a day or two. Didn't appear to thoroughly answer emails. I felt as if she maybe didn't read them fully?
- Always
- .



Graph Legend

-
- ART Faculty
- All Faculty

Instructor Questions
General Instructor Questions

--

--- **Survey Comparisons** ---

	Responses										Individual			ART			All		
	SD	0	0	0	0	0	SA	N	Mean	Med.	Mode	Std Dev	N	Mean	Pct Rnk	N	Mean	Pct Rnk	
Q19 The instructor clarified material that required further explanation (for example, listened to questions, responded to students).	0	0	0	0	0	3	5	8	6.6	7	7	.48	65	6.5	39	2K	6.3	60	

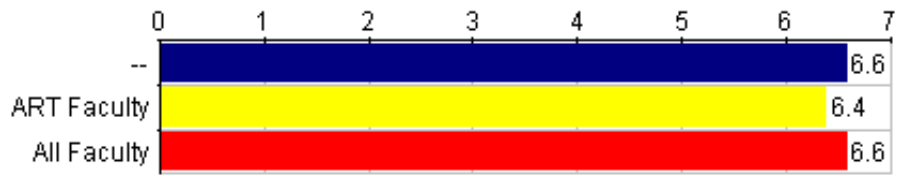
Responses: [SD] Strongly Disagree=1 [0] 0=2 [0] 0=3 [0] 0=4 [0] 0=5 [0] 0=6 [SA] Strongly Agree=7
Pct Rnk: Percentile Rank (100 is best, calculated vs. precise Mean)

Q20 - Please explain or comment on the question above.

Faculty: Ruby, Nellie

Response Rate: 37.50% (3 of 8)

- Very good critique. Receptive to our own views.
- She is very good at explaining her ideas in different ways to get the message across to her students. She also never assumed that we new everything about what she was talking about. Very helpful.
- .



Graph Legend

-
- ART Faculty
- All Faculty

Instructor Questions

General Instructor Questions

--

--- Survey Comparisons ---

Instructor Questions	Responses						Individual						ART			All		
	SD	0	0	0	0	0	SA	N	Mean	Med.	Mode	Std Dev	N	Mean	Pct Rnk	N	Mean	Pct Rnk
Q21 The instructor treated students with respect.	0	0	0	0	1	1	6	8	6.6	7	7	.70	65	6.4	39	2K	6.6	34

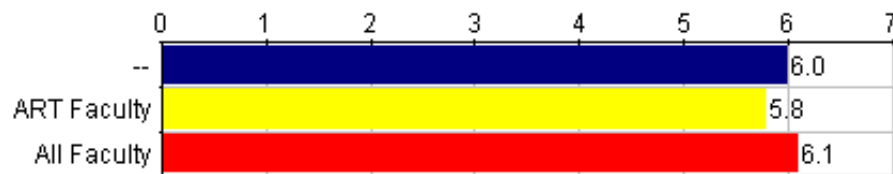
Responses: [SD] Strongly Disagree=1 [0] 0=2 [0] 0=3 [0] 0=4 [0] 0=5 [0] 0=6 [SA] Strongly Agree=7
Pct Rnk: Percentile Rank (100 is best, calculated vs. precise Mean)

Q22 - Please explain or comment on the question above.

Faculty: Ruby, Nellie

Response Rate: 37.50% (3 of 8)

- I liked her but she occasionally said slightly condescending things.
- No doubt
- .



Graph Legend

-
- ART Faculty
- All Faculty

Instructor Questions
General Instructor Questions

--

--- Survey Comparisons ---

Responses	Individual			ART			All		
	SD	N	Mean	N	Mean	Pct Rnk	N	Mean	Pct Rnk
0 0 0 1 1 3 3	8	6.0	6	63	5.8	39	2K	6.1	38

The instructor clearly defined how assignments would be evaluated.

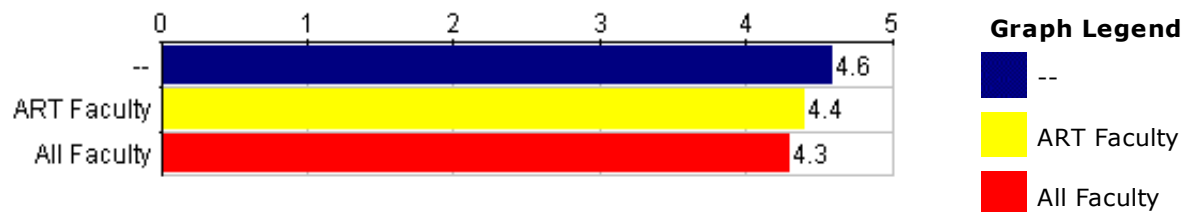
Responses: [SD] Strongly Disagree=1 [0] 0=2 [0] 0=3 [0] 0=4 [0] 0=5 [0] 0=6 [SA] Strongly Agree=7
Pct Rnk: Percentile Rank (100 is best, calculated vs. precise Mean)

Q24 - Please explain or comment on the question above.

Faculty: Ruby, Nellie

Response Rate: 50.00% (4 of 8)

- She evaluated during midterm well but based on those evaluations it was clear that I wasn't fully briefed on the rubric per assignment
- We went over procedures thoroughly
- The rubric of the grade I earned in midterm stated very clearly where I did well and where I needed to improve, which was very helpful in guiding me through the rest of the semester.
- .



Instructor Questions General Instructor Questions	--										--- Survey Comparisons ---					
	Responses					Individual					ART			All		
	U	P	G	VG	E	N	Mean	Med.	Mode	Std Dev	N	Mean	Pct Rnk	N	Mean	Pct Rnk
Q25 Overall rating of the teaching of the course.	0	0	0	3	5	8	4.6	5	5	.48	65	4.4	39	2K	4.3	67

Responses: [U] unsatisfactory=1 [P] poor=2 [G] good=3 [VG] very good=4 [E] excellent=5
Pct Rnk: Percentile Rank (100 is best, calculated vs. precise Mean)

Q26 - Please explain or comment on the question above.

Faculty: Ruby, Nellie

Response Rate: 37.50% (3 of 8)

- Nell has a lot of enthusiasm and encouraged every student to think deeper about their work. She always had something to say about our pieces that helped us understand and make them look better. She knew exactly what was making our pictures off.
- The comments given to each student during the drawing process were extremely helpful, because even though the process of making mistakes and figuring them out by ourselves is important, a certain amount of guidance is necessary.
- .

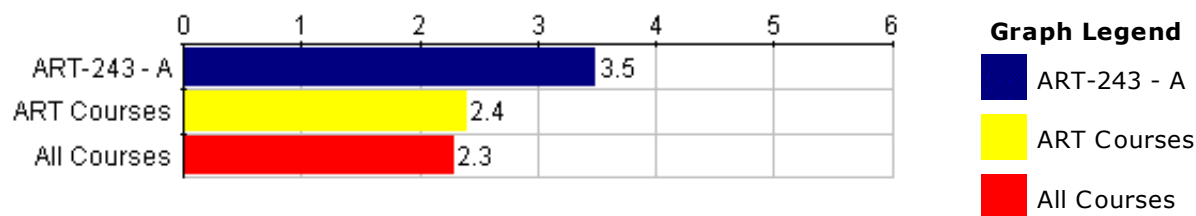
Course: ART-243 A - Sculpture I

Department: ART

Responsible Faculty: Nellie Ruby

Responses / Expected: 4 / 5

Overall Mean:
6.2 Strong Disagreement to Strong Agree (34 responses)
4.9 unsatisfactory to excellent (8 responses)
3.5 Class year (4 responses)
2.7 Reason for taking course (3 responses)

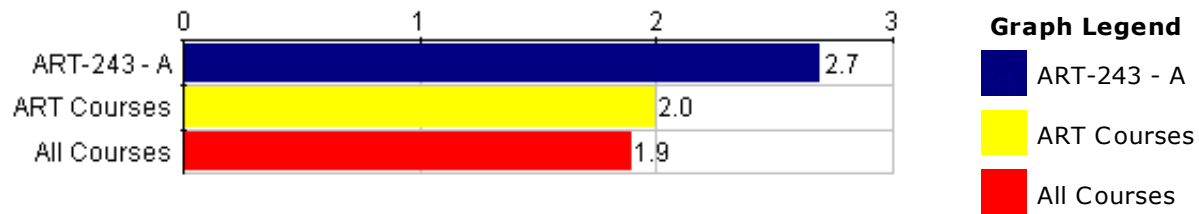


Student Demographics Student Year/Course Selection	ART-243 - A											--- Survey Comparisons ---					
	Responses							Course				ART			All		
	FY	S	J	S	MAT	P	N	Mean	Med.	Mode	Std Dev	N	Mean	Pct Rnk	N	Mean	Pct Rnk
Q1 What is your class year?	0	1	0	3	0	0	4	3.5	4	4	.87	63	2.4	83	1.9K	2.3	89

Responses: [FY] first year=1 [S] sophomore=2 [J] junior=3 [S] senior=4 [MAT] MAT=5 [P] PBPM=6
Pct Rnk: Percentile Rank (100 is best, calculated vs. precise Mean)

Q2 - If your class year is other, please specify.

Response Rate: No participants responded to this question. (0 of 4)



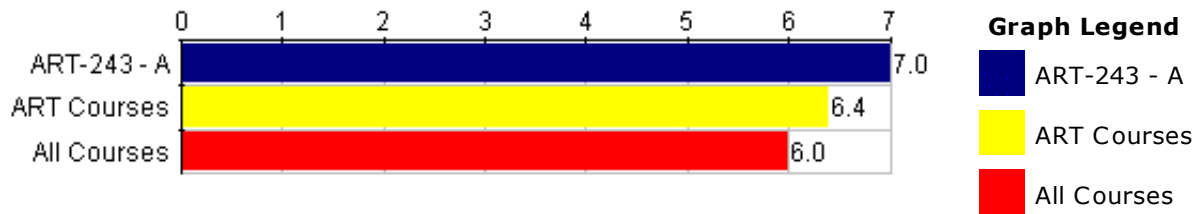
Student Demographics Student Year/Course Selection	ART-243 - A								--- Survey Comparisons ---					
	Responses				Course				ART			All		
	ADR	AMR	AE	N	Mean	Med.	Mode	Std Dev	N	Mean	Pct Rnk	N	Mean	Pct Rnk
Q3 I took this course as:	0	1	2	3	2.7	3	3	.47	59	2.0	94	1.9K	1.9	95

Responses: [ADR] a distributional requirement=1 [AMR] a major/minor requirement=2 [AE] an elective=3
Pct Rnk: Percentile Rank (100 is best, calculated vs. precise Mean)

Q4 - If the reason you took the course is other, please explain.

Response Rate: 25.00% (1 of 4)

- Major requirement already met, taken to augment skills.



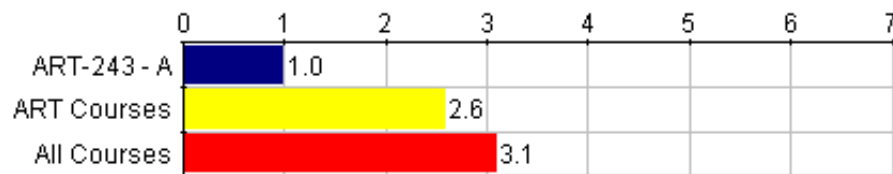
Course Questions General Questions	ART-243 - A											--- Survey Comparisons ---						
	Responses						Course					ART			All			
	SD	0	0	0	0	0	SA	N	Mean	Med.	Mode	Std Dev	N	Mean	Pct Rnk	N	Mean	Pct Rnk
Q5 There were aspects of the course that were especially effective in helping you learn.	0	0	0	0	0	0	4	4	7.0	7	7	0	65	6.4	89	2K	6.0	96

Responses: [SD] Strongly Disagree=1 [0] 0=2 [0] 0=3 [0] 0=4 [0] 0=5 [0] 0=6 [SA] Strongly Agree=7
Pct Rnk: Percentile Rank (100 is best, calculated vs. precise Mean)

Q6 - Please explain or comment on the question above .

Response Rate: 50.00% (2 of 4)

- The Sculpture class was set at a different pace than any other class I have taken with Nell before, but this was exciting. I was able to really absorb the information and skills being demonstrated. Projects were introduced in an inviting way that made me excited to come to class, and I enjoyed the relaxed environment, it allowed for relationships to form.
- When Nell put a calendar in front of me and said, "Phoebe, you need to have deadlines for yourself." That was helpful.



Graph Legend

- ART-243 - A
- ART Courses
- All Courses

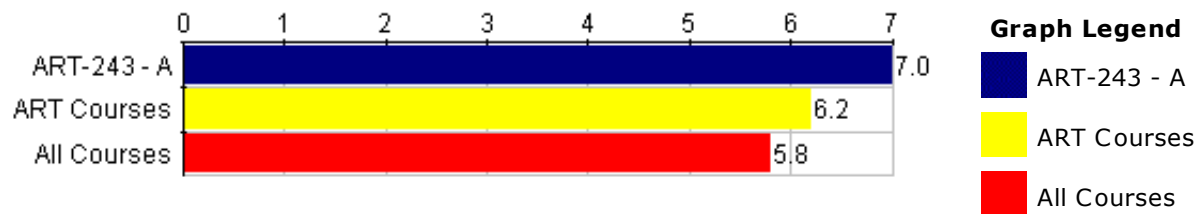
Course Questions General Questions	ART-243 - A													--- Survey Comparisons ---					
	Responses							Course						ART			All		
	SD	0	0	0	0	0	0	SA	N	Mean	Med.	Mode	Std Dev	N	Mean	Pct Rnk	N	Mean	Pct Rnk
Q7 There were aspects of the course that were not effective in helping you learn.	4	0	0	0	0	0	0	4	1.0	1	1	0	64	2.6	6	1.9K	3.1	1	

Responses: [SD] Strongly Disagree=1 [0] 0=2 [0] 0=3 [0] 0=4 [0] 0=5 [0] 0=6 [SA] Strongly Agree=7
Pct Rnk: Percentile Rank (100 is best, calculated vs. precise Mean)

Q8 - Please explain or comment on the question above.

Response Rate: 50.00% (2 of 4)

- Nope, Nell pretty much rocked my socks off with sculpture.
- I needed the dead space to work out the ideas i had but couldn't articulate.



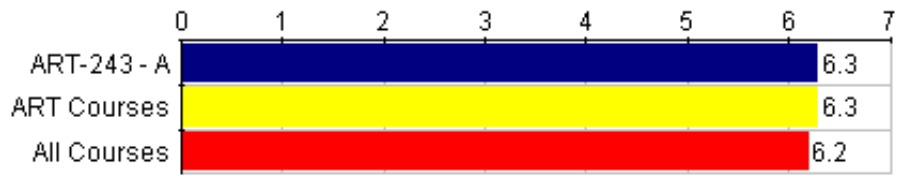
Course Questions General Questions	ART-243 - A											--- Survey Comparisons ---						
	Responses						Course					ART			All			
	SD	0	0	0	0	0	SA	N	Mean	Med.	Mode	Std Dev	N	Mean	Pct Rnk	N	Mean	Pct Rnk
Q9 This course was intellectually challenging.	0	0	0	0	0	0	4	4	7.0	7	7	0	64	6.2	89	2K	5.8	96

Responses: [SD] Strongly Disagree=1 [0] 0=2 [0] 0=3 [0] 0=4 [0] 0=5 [0] 0=6 [SA] Strongly Agree=7
Pct Rnk: Percentile Rank (100 is best, calculated vs. precise Mean)

Q10 - Please explain or comment on the question above.

Response Rate: 50.00% (2 of 4)

- While I have a history of working with 3D space in classes before it was great to be given the opportunity to solve a problem again. The planning involved in each of the project helped make them a reality. Too, creating an object that takes up space and can be used is extremely gratifying.
- Engaging with other students (not a typical independent study) and working along side Nell to create a fully formed and thought out piece was the goal. The process is the most difficult and rewarding aspect of any endeavor and I really felt it in this independent study.



Graph Legend

- ART-243 - A
- ART Courses
- All Courses

Course Questions General Questions	ART-243 - A											--- Survey Comparisons ---					
	Responses						Course					ART			All		
	SD	0	0	0	0	0	SA	N	Mean	Med.	Mode	Std Dev	N	Mean	Pct Rnk	N	Mean

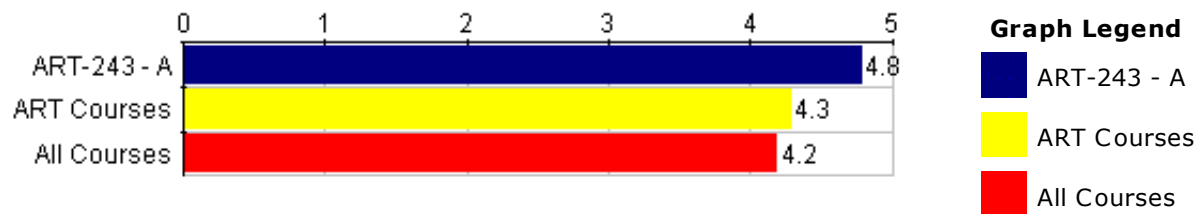
Q11	I made positive contributions to this course (for example, preparing for class, attending class regularly, participating in class discussions, and listening to others).	0	0	0	1	0	0	3	4	6.3	7	7	1.30	65	6.3	28	2K	6.2	49
------------	--	---	---	---	---	---	---	---	---	-----	---	---	------	----	-----	----	----	-----	----

Responses: [SD] Strongly Disagree=1 [0] 0=2 [0] 0=3 [0] 0=4 [0] 0=5 [0] 0=6 [SA] Strongly Agree=7
Pct Rnk: Percentile Rank (100 is best, calculated vs. precise Mean)

Q12 - Please explain or comment on the question above.

Response Rate: 50.00% (2 of 4)

- I loved learning and talking with everyone, the intimacy with the size of the class really made it easy to communicate with one another.
 - I have a hard time with this box because I always felt behind and like I wasn't doing everything just right because I was taking time to stew and collect but now that I look back I was never like, "Screw this puppet thing," I was more like, "Ack! I just want these ideas out of my brain and onto that puppet stage."
 - So sometimes I didn't meet deadlines or I showed up ten minutes late or wen to look at wood at Home Depot- external lack of preparedness
- but I was always thinking and collecting and stewing on the ideas of lying, performance, pretending and puppetry.



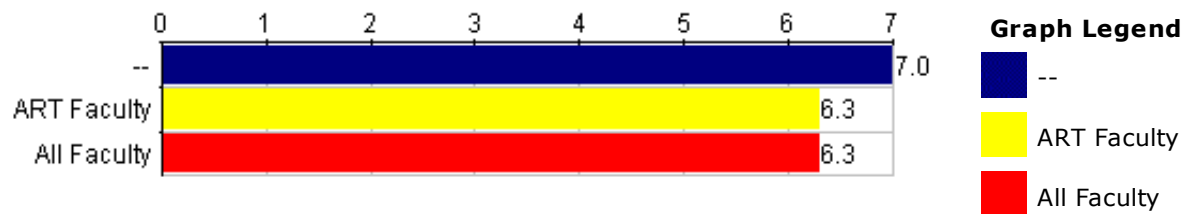
Course Questions General Questions	ART-243 - A										--- Survey Comparisons ---					
	Responses					Course					ART			All		
	U	P	G	VG	E	N	Mean	Med.	Mode	Std Dev	N	Mean	Pct Rnk	N	Mean	Pct Rnk
Q13 Overall rating of the course.	0	0	0	1	3	4	4.8	5	5	.43	65	4.3	72	2K	4.2	85

Responses: [U] unsatisfactory=1 [P] poor=2 [G] good=3 [VG] very good=4 [E] excellent=5
Pct Rnk: Percentile Rank (100 is best, calculated vs. precise Mean)

Q14 - Please explain or comment on the question above.

Response Rate: 50.00% (2 of 4)

- Definitely enjoyed working with 3D space...very fulfilling.
- I like working with N.Ruby and working with physical objects to solve a mental jam.



Instructor Questions
General Instructor
Questions

--

--- **Survey Comparisons** ---

General Instructor Questions	Responses						Individual				ART			All				
	SD	0	0	0	0	0	SA	N	Mean	Med.	Mode	Std Dev	N	Mean	Pct Rnk	N	Mean	Pct Rnk
<p>The instructor defined the plan for the course, including what was required of students (for example, stated the plan for the course in the syllabus, in the class).</p> <p>Q15</p>	0	0	0	0	0	0	3	3	7.0	7	7	0	64	6.3	94	2K	6.3	93

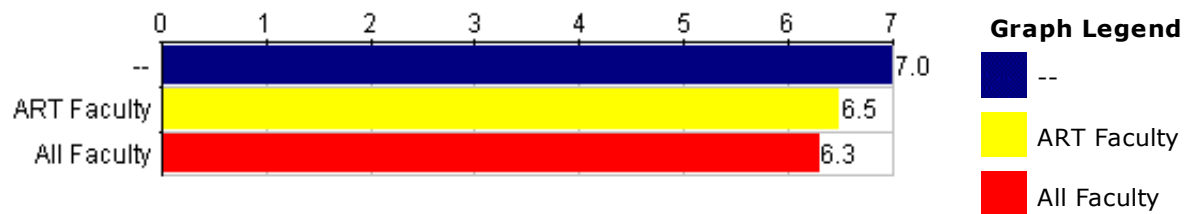
Responses: [SD] Strongly Disagree=1 [0] 0=2 [0] 0=3 [0] 0=4 [0] 0=5 [0] 0=6 [SA] Strongly Agree=7
Pct Rnk: Percentile Rank (100 is best, calculated vs. precise Mean)

Q16 - Please explain or comment on the question above.

Faculty: Ruby, Nellie

Response Rate: 75.00% (3 of 4)

- 1st day of class.
- Nell was extremely flexible and her willingness to adjust and talk to us openly about it made me feel comfortable about all the transitions as the semester went along.
- I'm not sure what you're asking. N. Ruby and I developed the syllabus as we went with the end goal of a performance piece.



Instructor Questions
General Instructor
Questions

--

--- **Survey Comparisons** ---

	Responses							Individual				ART			All			
	SD	0	0	0	0	0	SA	N	Mean	Med.	Mode	Std Dev	N	Mean	Pct Rnk	N	Mean	Pct Rnk
<p>Q17 The instructor was available to students outside of class (for example, held office hours, responded to emails and other student efforts to contact the instructor).</p>	0	0	0	0	0	0	4	4	7.0	7	7	0	61	6.5	89	1.9K	6.3	92

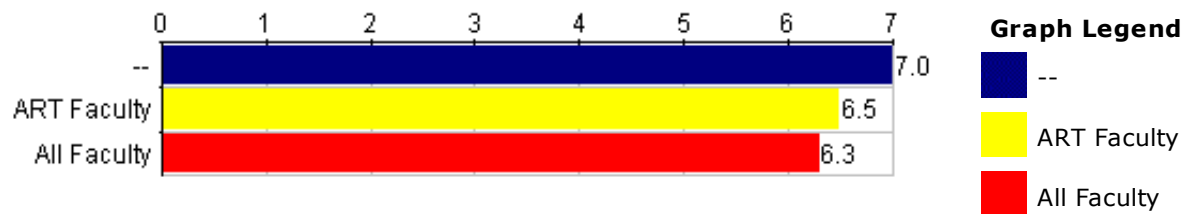
Responses: [SD] Strongly Disagree=1 [0] 0=2 [0] 0=3 [0] 0=4 [0] 0=5 [0] 0=6 [SA] Strongly Agree=7
Pct Rnk: Percentile Rank (100 is best, calculated vs. precise Mean)

Q18 - Please explain or comment on the question above.

Faculty: Ruby, Nellie

Response Rate: 75.00% (3 of 4)

- Always available during office hours and responded to emails quickly.
- Nell is always available and even when she happens to not be(which is never) she makes sure she makes time.
- N. Ruby went above and beyond the call of duty with this endeavor. She was not only a integral process in the formal elements of the construction of the puppet stage but also in the figurative/thought elements constructing a cohesive narrative with the ideas intact and tangible.



Instructor Questions
General Instructor
Questions

--

--- **Survey Comparisons** ---

	Responses												Individual						ART			All		
	SD	0	0	0	0	0	0	SA	N	Mean	Med.	Mode	Std Dev	N	Mean	Pct Rnk	N	Mean	Pct Rnk					
Q19 The instructor clarified material that required further explanation (for example, listened to questions, responded to students).	0	0	0	0	0	0	0	4	4	7.0	7	7	0	65	6.5	89	2K	6.3	91					

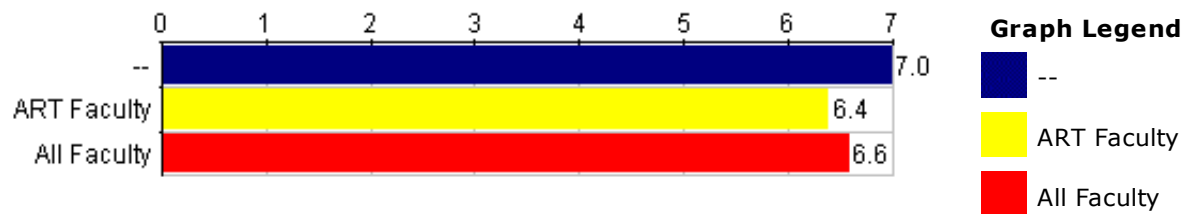
Responses: [SD] Strongly Disagree=1 [0] 0=2 [0] 0=3 [0] 0=4 [0] 0=5 [0] 0=6 [SA] Strongly Agree=7
Pct Rnk: Percentile Rank (100 is best, calculated vs. precise Mean)

Q20 - Please explain or comment on the question above.

Faculty: Ruby, Nellie

Response Rate: 25.00% (1 of 4)

- Nell is great at talking to students one on one, if one gets a concept and the other doesn't she supports the one who does by letting them move forward independently, while staying back to further explain material for those who may be confused. It's a great learning environment and she never makes up feel intimidated.



Instructor Questions
General Instructor Questions

--

--- **Survey Comparisons** ---

	Responses							Individual				ART			All			
	SD	0	0	0	0	0	SA	N	Mean	Med.	Mode	Std Dev	N	Mean	Pct Rnk	N	Mean	Pct Rnk
Q21 The instructor treated students with respect.	0	0	0	0	0	0	4	4	7.0	7	7	0	65	6.4	72	2K	6.6	84

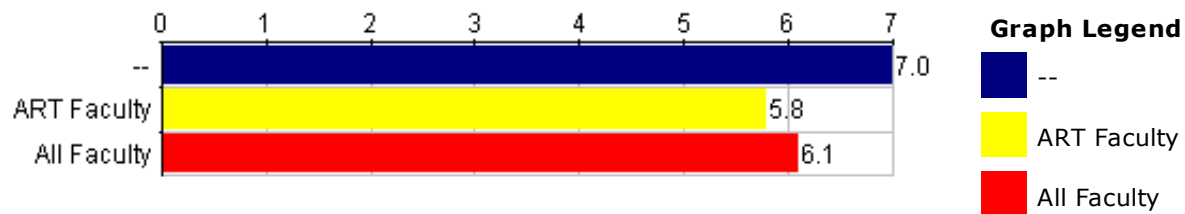
Responses: [SD] Strongly Disagree=1 [0] 0=2 [0] 0=3 [0] 0=4 [0] 0=5 [0] 0=6 [SA] Strongly Agree=7
Pct Rnk: Percentile Rank (100 is best, calculated vs. precise Mean)

Q22 - Please explain or comment on the question above.

Faculty: Ruby, Nellie

Response Rate: 50.00% (2 of 4)

- Always! And gives us great feedback on our progress, pushes when she sees us slacking(in the most creative ways possible :)) and pushes us to really search for meaning in what we are doing. I've learned so much about my self from her method of teaching and the respect she gives to each student.
- I never feel lesser than with Nell. She takes my ideas seriously and does not allow the formal qualities of the work escape my thinking.



Instructor Questions
General Instructor
Questions

--

--- **Survey Comparisons** ---

	Responses						Individual						ART			All		
	SD	0	0	0	0	0	SA	N	Mean	Med.	Mode	Std Dev	N	Mean	Pct Rnk	N	Mean	Pct Rnk
Q23 The instructor clearly defined how assignments would be evaluated.	0	0	0	0	0	0	3	3	7.0	7	7	0	63	5.8	94	2K	6.1	97

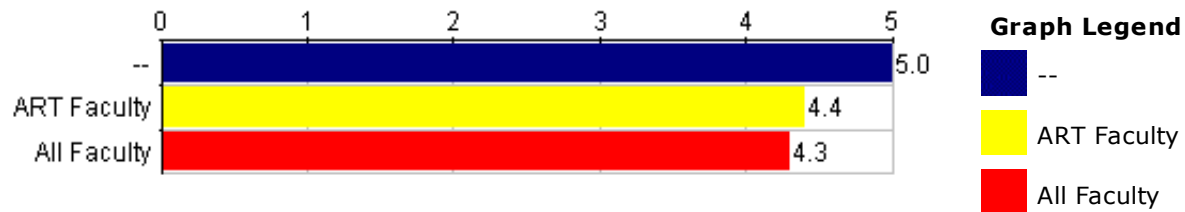
Responses: [SD] Strongly Disagree=1 [0] 0=2 [0] 0=3 [0] 0=4 [0] 0=5 [0] 0=6 [SA] Strongly Agree=7
Pct Rnk: Percentile Rank (100 is best, calculated vs. precise Mean)

Q24 - Please explain or comment on the question above.

Faculty: Ruby, Nellie

Response Rate: 50.00% (2 of 4)

- Stated in syllabus, is always talked about on the first day of class, clear and concise.
- It was a constant evaluation process.



Instructor Questions General Instructor Questions	--										--- Survey Comparisons ---					
	Responses					Individual					ART			All		
	U	P	G	VG	E	N	Mean	Med.	Mode	Std Dev	N	Mean	Pct Rnk	N	Mean	Pct Rnk
Q25 Overall rating of the teaching of the course.	0	0	0	0	4	4	5.0	5	5	0	65	4.4	83	2K	4.3	95

Responses: [U] unsatisfactory=1 [P] poor=2 [G] good=3 [VG] very good=4 [E] excellent=5
Pct Rnk: Percentile Rank (100 is best, calculated vs. precise Mean)

Q26 - Please explain or comment on the question above.

Faculty: Ruby, Nellie

Response Rate: 75.00% (3 of 4)

- Very dedicated to the students progress and always helpful. Excellent feedback on work during critiques and at other times when needed. Nell Ruby encourages self-directed work and goes out of her way to prepare students for grad school level performance. Very supportive and interested in what students have to say about the class and projects.
- No words suffice.
- Nell Ruby is rare: she knows her subject, it's elements, the intellectual and physical elements and terms and discussion SHE ALSO listens to students and accepts knew ideas with a critical and open eye.
- I go to Nell Ruby when I'm excited about something. That says a lot.

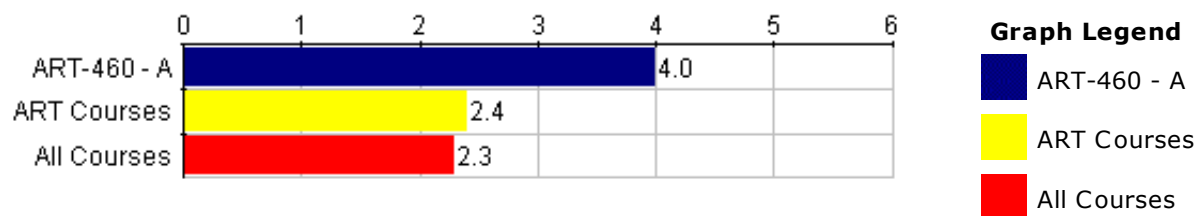
Course: ART-460 A - Special Projects

Department: ART

Responsible Faculty: Nellie Ruby

Responses / Expected: 4 / 4

Overall Mean:
6.3 Strong Disagreement to Strong Agree (36 responses)
5.0 unsatisfactory to excellent (8 responses)
4.0 Class year (4 responses)
2.0 Reason for taking course (2 responses)

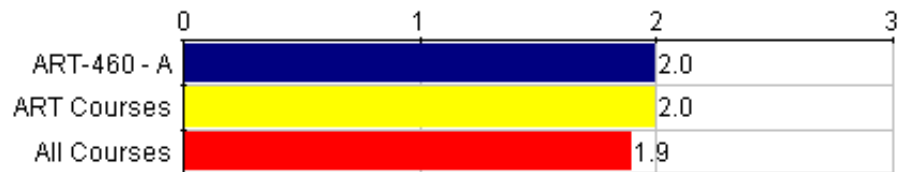


Student Demographics Student Year/Course Selection	ART-460 - A											--- Survey Comparisons ---					
	Responses							Course				ART			All		
	FY	S	J	S	MAT	P	N	Mean	Med.	Mode	Std Dev	N	Mean	Pct Rnk	N	Mean	Pct Rnk
Q1 What is your class year?	0	0	0	4	0	0	4	4.0	4	4	0	63	2.4	94	1.9K	2.3	96

Responses: [FY] first year=1 [S] sophomore=2 [J] junior=3 [S] senior=4 [MAT] MAT=5 [P] PBPM=6
Pct Rnk: Percentile Rank (100 is best, calculated vs. precise Mean)

Q2 - If your class year is other, please specify.

Response Rate: No participants responded to this question. (0 of 4)



Graph Legend

- ART-460 - A
- ART Courses
- All Courses

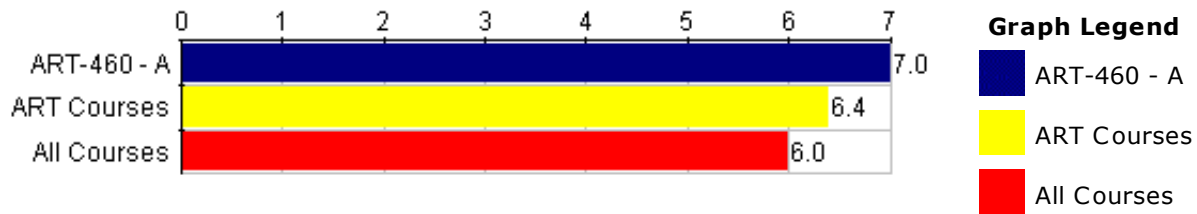
Student Demographics Student Year/Course Selection	ART-460 - A								--- Survey Comparisons ---					
	Responses				Course				ART			All		
	ADR	AMR	AE	N	Mean	Med.	Mode	Std Dev	N	Mean	Pct Rnk	N	Mean	Pct Rnk
Q3 I took this course as:	0	2	0	2	2.0	2	2	0	59	2.0	44	1.9K	1.9	53

Responses: [ADR] a distributional requirement=1 [AMR] a major/minor requirement=2 [AE] an elective=3
Pct Rnk: Percentile Rank (100 is best, calculated vs. precise Mean)

Q4 - If the reason you took the course is other, please explain.

Response Rate: 50.00% (2 of 4)

- An elective within the major
- Special project as a continuation of my senior project.



Course Questions General Questions	ART-460 - A													--- Survey Comparisons ---					
	Responses						Course							ART			All		
	SD	0	0	0	0	0	SA	N	Mean	Med.	Mode	Std Dev	N	Mean	Pct Rnk	N	Mean	Pct Rnk	
Q5 There were aspects of the course that were especially effective in helping you learn.	0	0	0	0	0	0	4	4	7.0	7	7	0	65	6.4	89	2K	6.0	96	

Responses: [SD] Strongly Disagree=1 [0] 0=2 [0] 0=3 [0] 0=4 [0] 0=5 [0] 0=6 [SA] Strongly Agree=7
Pct Rnk: Percentile Rank (100 is best, calculated vs. precise Mean)

Q6 - Please explain or comment on the question above .

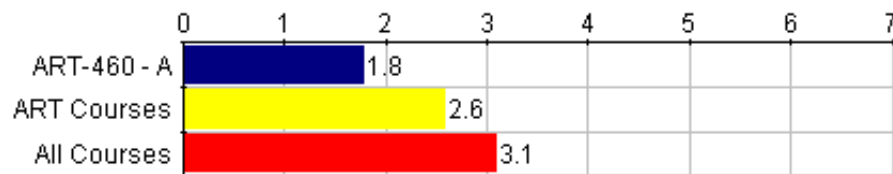
Response Rate: 75.00% (3 of 4)

- Being given the space and independence to work as I please was WONDERFUL!!! For the past four years I have been working up to the point where I would be confident enough to step out on my own and Agnes and Nell have given me the tools to do such.

- The flexibility and trust were what made this class work. I didn't feel pressured to create a "product" (even if it's a product about process) on a regular class deadline, but was still "productive" every week. One week I would shoot 300 images, another week I would have meetings, another I would sit and think in my studio. Basically it was an adventure in what being "a real artist" is like.

Also, having a studio space is essential. I will miss it dearly and am half-tempted to Occupy Dana.

- During my senior seminar I entered several upcoming exhibits. I was able to follow up effectively on the exhibits I was accepted into and work further on my portfolio.



Graph Legend

- ART-460 - A
- ART Courses
- All Courses

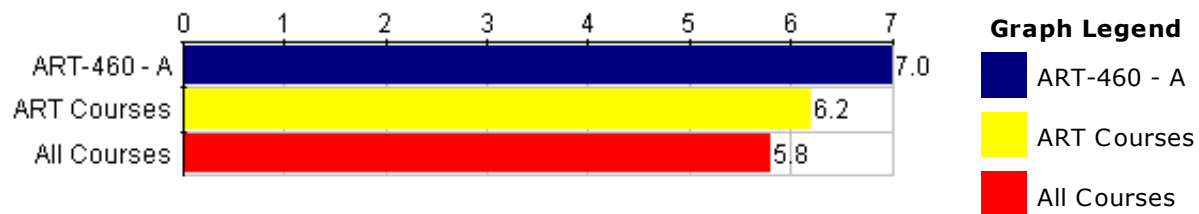
Course Questions General Questions	ART-460 - A											--- Survey Comparisons ---						
	Responses							Course				ART			All			
	SD	0	0	0	0	0	0	SA	N	Mean	Med.	Mode	Std Dev	N	Mean	Pct Rnk	N	Mean
Q7 There were aspects of the course that were not effective in helping you learn.	3	0	0	1	0	0	0	4	1.8	1	1	1.30	64	2.6	17	1.9K	3.1	11

Responses: [SD] Strongly Disagree=1 [0] 0=2 [0] 0=3 [0] 0=4 [0] 0=5 [0] 0=6 [SA] Strongly Agree=7
Pct Rnk: Percentile Rank (100 is best, calculated vs. precise Mean)

Q8 - Please explain or comment on the question above.

Response Rate: 25.00% (1 of 4)

- Sometimes things got stressful with co-studio mates, but that's an individual personality thing, not a course thing.



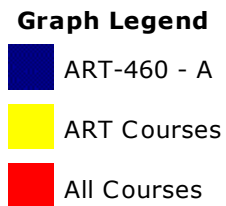
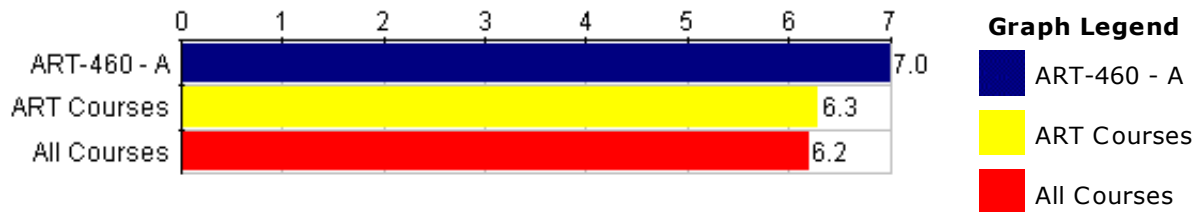
Course Questions General Questions	ART-460 - A											--- Survey Comparisons ---						
	Responses						Course					ART			All			
	SD	0	0	0	0	0	SA	N	Mean	Med.	Mode	Std Dev	N	Mean	Pct Rnk	N	Mean	Pct Rnk
Q9 This course was intellectually challenging.	0	0	0	0	0	0	4	4	7.0	7	7	0	64	6.2	89	2K	5.8	96

Responses: [SD] Strongly Disagree=1 [0] 0=2 [0] 0=3 [0] 0=4 [0] 0=5 [0] 0=6 [SA] Strongly Agree=7
Pct Rnk: Percentile Rank (100 is best, calculated vs. precise Mean)

Q10 - Please explain or comment on the question above.

Response Rate: 50.00% (2 of 4)

- With the freedom to work on my own in between critiques was a challenge itself. It allowed me to grow in ways I never thought possible, including the rate of production I was able to achieve, and the amount of experimentation that resulted.
- Writing about your art is hard! But it seems like what I write organically works better than what happens when I'm trying to write about my art.



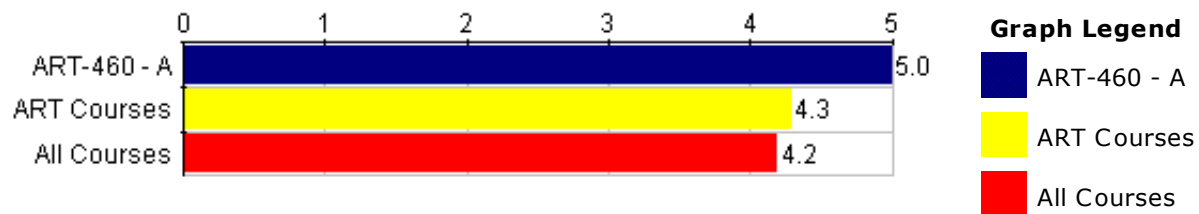
Course Questions General Questions	ART-460 - A											--- Survey Comparisons ---						
	Responses						Course					ART			All			
	SD	0	0	0	0	0	SA	N	Mean	Med.	Mode	Std Dev	N	Mean	Pct Rnk	N	Mean	Pct Rnk
Q11 I made positive contributions to this course (for example, preparing for class, attending class regularly, participating in class discussions, and listening to others).	0	0	0	0	0	0	4	4	7.0	7	7	0	65	6.3	94	2K	6.2	96

Responses: [SD] Strongly Disagree=1 [0] 0=2 [0] 0=3 [0] 0=4 [0] 0=5 [0] 0=6 [SA] Strongly Agree=7
Pct Rnk: Percentile Rank (100 is best, calculated vs. precise Mean)

Q12 - Please explain or comment on the question above.

Response Rate: 25.00% (1 of 4)

I loved being in the studio every day if possible, and part of me being there every day was so that I would inhabit the space and too have relationships grow with my studio mates. I enjoyed the location of my studio because I was able to have people pass through. This was how a lot of conversations started, which I really enjoyed.



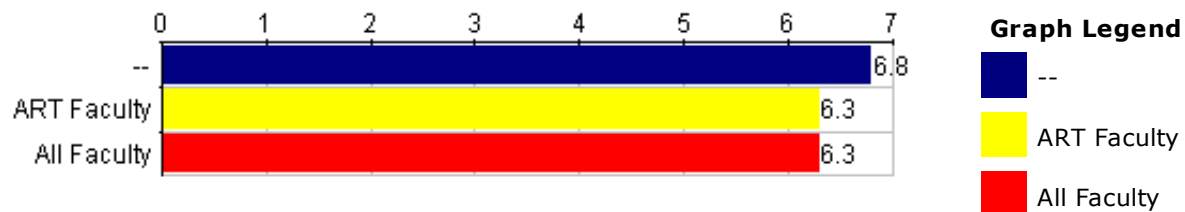
Course Questions General Questions	ART-460 - A										--- Survey Comparisons ---					
	Responses					Course					ART			All		
	U	P	G	VG	E	N	Mean	Med.	Mode	Std Dev	N	Mean	Pct Rnk	N	Mean	Pct Rnk
Q13 Overall rating of the course.	0	0	0	0	4	4	5.0	5	5	0	65	4.3	94	2K	4.2	96

Responses: [U] unsatisfactory=1 [P] poor=2 [G] good=3 [VG] very good=4 [E] excellent=5
Pct Rnk: Percentile Rank (100 is best, calculated vs. precise Mean)

Q14 - Please explain or comment on the question above.

Response Rate: 50.00% (2 of 4)

- Independent studio rocks! I'm addicted.
- The space provided for working on special projects was very helpful, giving me enough room in an environment with other seniors to practice studio skills before I get into the "real world".



Instructor Questions
General Instructor
Questions

--													--- Survey Comparisons ---					
Responses													ART			All		
SD	0	0	0	0	0	1	3	4	6.8	7	7	.43	N	Mean	Pct Rnk	N	Mean	Pct Rnk

The instructor defined the plan for the course, including what was required of students (for example, stated the plan for the course in the syllabus, in the class).

Q15 0 0 0 0 0 1 3 4 6.8 7 7 .43 64 6.3 72 2K 6.3 71

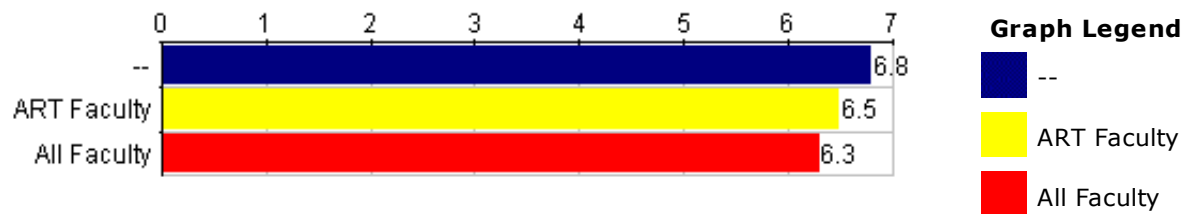
Responses: [SD] Strongly Disagree=1 [0] 0=2 [0] 0=3 [0] 0=4 [0] 0=5 [0] 0=6 [SA] Strongly Agree=7
Pct Rnk: Percentile Rank (100 is best, calculated vs. precise Mean)

Q16 - Please explain or comment on the question above.

Faculty: Ruby, Nellie

Response Rate: 50.00% (2 of 4)

- Nell told us to work our tooshies off, so we did. And as always she explained her expectations the first day of class and from there we all knew what was expected and we delivered.
- This was a self directed course based on the skills we learned in senior seminar. We were expected to work independently on our projects. We were encouraged to log our hours and report our progress during scheduled critique times.



Instructor Questions
General Instructor
Questions

--

--- **Survey Comparisons** ---

	Responses							Individual			ART			All					
	SD	0	0	0	0	0	SA	N	Mean	Med.	Mode	Std Dev	N	Mean	Pct Rnk	N	Mean	Pct Rnk	
Q17 The instructor was available to students outside of class (for example, held office hours, responded to emails and other student efforts to contact the instructor).	0	0	0	0	0	0	1	3	4	6.8	7	7	.43	61	6.5	56	1.9K	6.3	70

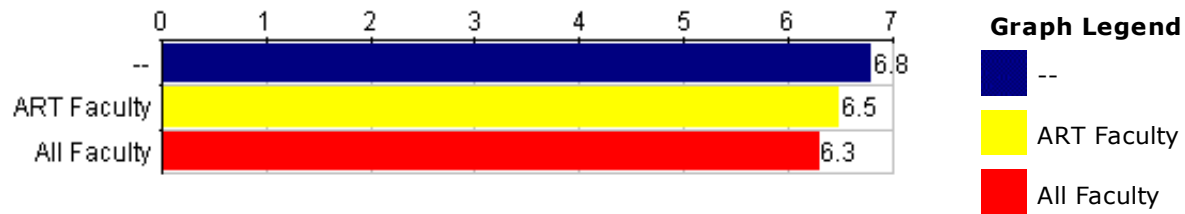
Responses: [SD] Strongly Disagree=1 [0] 0=2 [0] 0=3 [0] 0=4 [0] 0=5 [0] 0=6 [SA] Strongly Agree=7
Pct Rnk: Percentile Rank (100 is best, calculated vs. precise Mean)

Q18 - Please explain or comment on the question above.

Faculty: Ruby, Nellie

Response Rate: 75.00% (3 of 4)

- Even with her crazy hectic schedule, Nell always made time even if it was her just wondering up on weekends!
- More than what I could ask for in a 460 course. Thank you for offering it in the first place!
- If we needed feedback the instructor was available through office hours or by email, and responded quickly.



Instructor Questions
General Instructor
Questions

--

--- **Survey Comparisons** ---

	Responses												Individual						ART			All		
	SD	0	0	0	0	0	SA	N	Mean	Med.	Mode	Std Dev	N	Mean	Pct Rnk	N	Mean	Pct Rnk						
Q19 The instructor clarified material that required further explanation (for example, listened to questions, responded to students).	0	0	0	0	0	1	3	4	6.8	7	7	.43	65	6.5	61	2K	6.3	69						

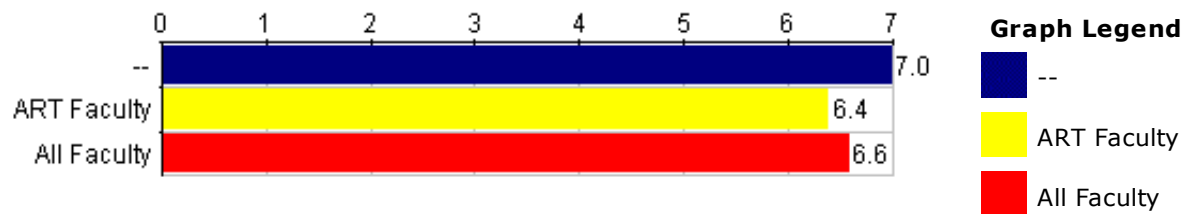
Responses: [SD] Strongly Disagree=1 [0] 0=2 [0] 0=3 [0] 0=4 [0] 0=5 [0] 0=6 [SA] Strongly Agree=7
Pct Rnk: Percentile Rank (100 is best, calculated vs. precise Mean)

Q20 - Please explain or comment on the question above.

Faculty: Ruby, Nellie

Response Rate: 25.00% (1 of 4)

- This never really needed to happen in Independent but again Nell was always around to answer questions.



Instructor Questions
General Instructor
Questions

--

--- **Survey Comparisons** ---

	Responses						Individual				ART			All				
	SD	0	0	0	0	0	SA	N	Mean	Med.	Mode	Std Dev	N	Mean	Pct Rnk	N	Mean	Pct Rnk
Q21 The instructor treated students with respect.	0	0	0	0	0	0	4	4	7.0	7	7	0	65	6.4	72	2K	6.6	84

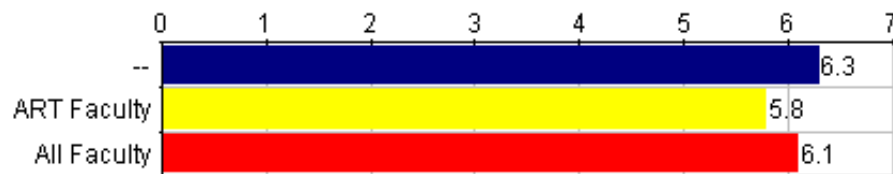
Responses: [SD] Strongly Disagree=1 [0] 0=2 [0] 0=3 [0] 0=4 [0] 0=5 [0] 0=6 [SA] Strongly Agree=7
Pct Rnk: Percentile Rank (100 is best, calculated vs. precise Mean)

Q22 - Please explain or comment on the question above.

Faculty: Ruby, Nellie

Response Rate: 50.00% (2 of 4)

- YES ALWAYS!
- The trust to let us open our wings and fly was stellar.



Graph Legend

-
- ART Faculty
- All Faculty

Instructor Questions
General Instructor Questions

--

--- Survey Comparisons ---

Responses	Individual				ART			All			
	SD	N	Mean	Med. Mode	N	Mean	Pct Rnk	N	Mean	Pct Rnk	
0 0 0 1 0 0 3	4	6.3	7	7	1.30	63	5.8	72	2K	6.1	52

The instructor clearly defined how assignments would be evaluated.

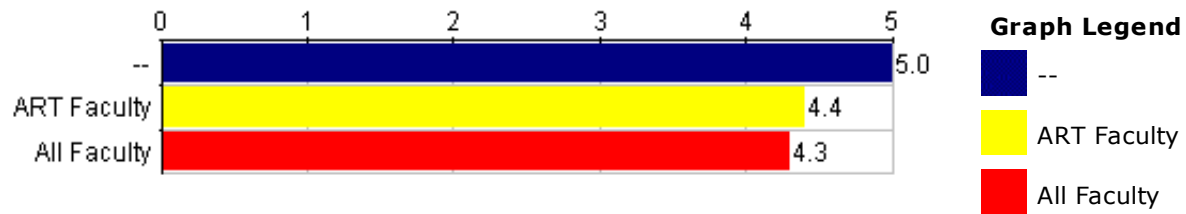
Responses: [SD] Strongly Disagree=1 [0] 0=2 [0] 0=3 [0] 0=4 [0] 0=5 [0] 0=6 [SA] Strongly Agree=7
Pct Rnk: Percentile Rank (100 is best, calculated vs. precise Mean)

Q24 - Please explain or comment on the question above.

Faculty: Ruby, Nellie

Response Rate: 50.00% (2 of 4)

- First day of class explanation.
- I'm not sure that we ever talked about this, but having had courses with Nell before I know how she evaluates.
- Also, the lack of concrete assignments (other than the website and senior show) was part of the charm. Again, the flexibility and trust, but supported with critiques, was what worked.



Instructor Questions General Instructor Questions	--										--- Survey Comparisons ---					
	Responses					Individual					ART			All		
	U	P	G	VG	E	N	Mean	Med.	Mode	Std Dev	N	Mean	Pct Rnk	N	Mean	Pct Rnk
Q25 Overall rating of the teaching of the course.	0	0	0	0	4	4	5.0	5	5	0	65	4.4	83	2K	4.3	95

Responses: [U] unsatisfactory=1 [P] poor=2 [G] good=3 [VG] very good=4 [E] excellent=5
Pct Rnk: Percentile Rank (100 is best, calculated vs. precise Mean)

Q26 - Please explain or comment on the question above.

Faculty: Ruby, Nellie

Response Rate: 50.00% (2 of 4)

- :) Nell is awesome.
- I loved getting to be a "working artist" and having my peers near to interact with about the projects. This is good preparation for working and for grad school.