

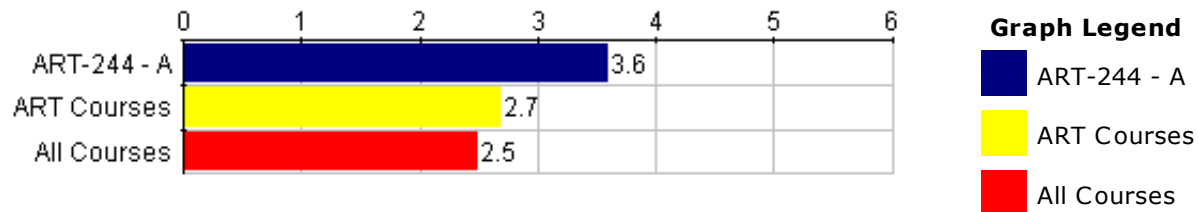
Course: ART-244 A - Digital Processes

Department: ART

Responsible Faculty: Nellie Ruby

Responses / Expected: 5 / 10

Overall Mean:
5.7 Strong Disagreement to Strong Agree (45 responses)
4.2 unsatisfactory to excellent (10 responses)
3.6 Class year (5 responses)
2.2 Reason for taking course (5 responses)



Graph Legend

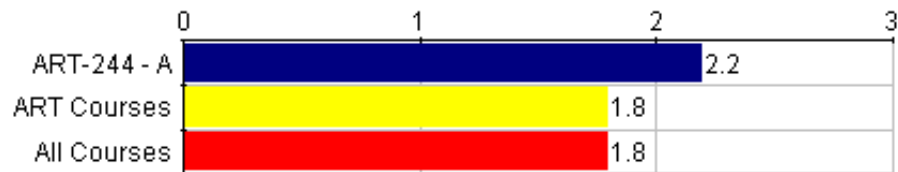
- ART-244 - A
- ART Courses
- All Courses

Student Demographics Student Year/Course Selection	ART-244 - A											--- Survey Comparisons ---					
	Responses							Course				ART			All		
	FY	S	J	S	MAT	P	N	Mean	Med.	Mode	Std Dev	N	Mean	Pct Rnk	N	Mean	Pct Rnk
Q1 What is your class year?	0	0	2	3	0	0	5	3.6	4	4	.49	56	2.7	65	2.1K	2.5	86

Responses: [FY] first year=1 [S] sophomore=2 [J] junior=3 [S] senior=4 [MAT] MAT=5 [P] PBPM=6
Pct Rnk: Percentile Rank (100 is best, calculated vs. precise Mean)

Q2 - If your class year is other, please specify.

Response Rate: No participants responded to this question. (0 of 5)



Graph Legend

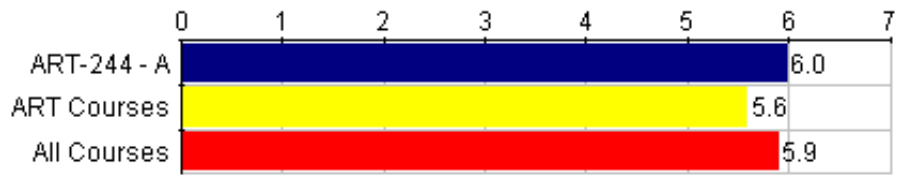
- ART-244 - A
- ART Courses
- All Courses

Student Demographics Student Year/Course Selection	ART-244 - A								--- Survey Comparisons ---					
	Responses				Course				ART			All		
	ADR	AMR	AE	N	Mean	Med.	Mode	Std Dev	N	Mean	Pct Rnk	N	Mean	Pct Rnk
Q3 I took this course as:	0	4	1	5	2.2	2	2	.40	55	1.8	75	2K	1.8	80

Responses: [ADR] a distributional requirement=1 [AMR] a major/minor requirement=2 [AE] an elective=3
Pct Rnk: Percentile Rank (100 is best, calculated vs. precise Mean)

Q4 - If the reason you took the course is other, please explain.

Response Rate: No participants responded to this question. (0 of 5)



Graph Legend

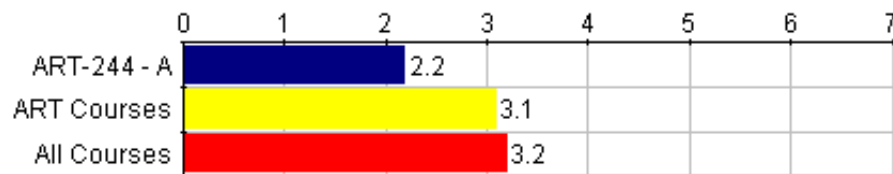
- ART-244 - A
- ART Courses
- All Courses

Course Questions General Questions	ART-244 - A											--- Survey Comparisons ---						
	Responses					Course						ART			All			
	SD	0	0	0	0	0	0	SA	N	Mean	Med.	Mode	Std Dev	N	Mean	Pct Rnk	N	Mean
Q5 There were aspects of the course that were especially effective in helping you learn.	0	0	0	0	2	1	2	5	6.0	6	5,7	.89	58	5.6	50	2.1K	5.9	44
Responses: [SD] Strongly Disagree=1 [0] 0=2 [0] 0=3 [0] 0=4 [0] 0=5 [0] 0=6 [SA] Strongly Agree=7 Pct Rnk: Percentile Rank (100 is best, calculated vs. precise Mean)																		

Q6 - Please explain or comment on the question above .

Response Rate: 60.00% (3 of 5)

- Peer evaluations or in process critiques were helpful.
- The class critiques were very helpful in the improvement of my artwork. It was extremely important for me to learn the effects my artwork has on others. I always received helpful and relevant feedback that allowed me to make changes in order to communicate my ideas in a better manner.
- Learning and gaining knowledge on Photoshop, illustrator, and final cut will be very beneficial with my future in the art world.



Graph Legend

- ART-244 - A
- ART Courses
- All Courses

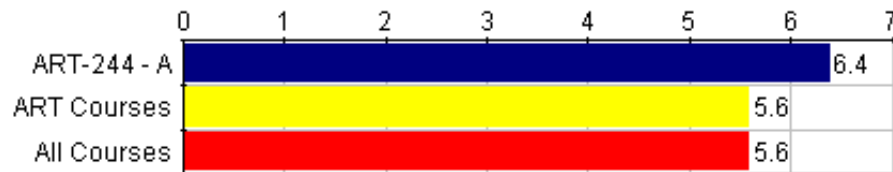
Course Questions General Questions	ART-244 - A											--- Survey Comparisons ---					
	Responses					Course						ART			All		
	SD	0	0	0	0	SA	N	Mean	Med.	Mode	Std Dev	N	Mean	Pct Rnk	N	Mean	Pct Rnk
Q7 There were aspects of the course that were not effective in helping you learn.	1	2	2	0	0	0	5	2.2	2	2,3	.75	58	3.1	35	2.1K	3.2	25

Responses: [SD] Strongly Disagree=1 [0] 0=2 [0] 0=3 [0] 0=4 [0] 0=5 [0] 0=6 [SA] Strongly Agree=7
Pct Rnk: Percentile Rank (100 is best, calculated vs. precise Mean)

Q8 - Please explain or comment on the question above.

Response Rate: 40.00% (2 of 5)

- I wish that we could have less workdays, but more technique teaching days.
- Sometimes I think it was impossible to get an A and be happy with my work.



Graph Legend

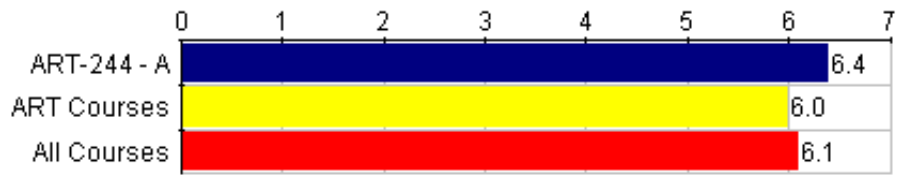
- ART-244 - A
- ART Courses
- All Courses

Course Questions General Questions	ART-244 - A												--- Survey Comparisons ---					
	Responses						Course						ART			All		
	SD	0	0	0	0	0	SA	N	Mean	Med.	Mode	Std Dev	N	Mean	Pct Rnk	N	Mean	Pct Rnk
Q9 This course was intellectually challenging.	0	0	0	0	0	3	2	5	6.4	6	6	.49	58	5.6	55	2.1K	5.6	74

Responses: [SD] Strongly Disagree=1 [0] 0=2 [0] 0=3 [0] 0=4 [0] 0=5 [0] 0=6 [SA] Strongly Agree=7
Pct Rnk: Percentile Rank (100 is best, calculated vs. precise Mean)

Q10 - Please explain or comment on the question above.

Response Rate: No participants responded to this question. (0 of 5)



Graph Legend

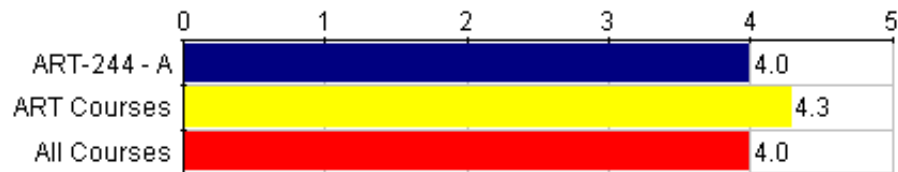
- ART-244 - A
- ART Courses
- All Courses

Course Questions General Questions	ART-244 - A											--- Survey Comparisons ---						
	Responses						Course					ART			All			
	SD	0	0	0	0	0	SA	N	Mean	Med.	Mode	Std Dev	N	Mean	Pct Rnk	N	Mean	Pct Rnk
Q11 I made positive contributions to this course (for example, preparing for class, attending class regularly, participating in class discussions, and listening to others).	0	0	0	0	0	3	2	5	6.4	6	6	.49	58	6.0	45	2.1K	6.1	67

Responses: [SD] Strongly Disagree=1 [0] 0=2 [0] 0=3 [0] 0=4 [0] 0=5 [0] 0=6 [SA] Strongly Agree=7
Pct Rnk: Percentile Rank (100 is best, calculated vs. precise Mean)

Q12 - Please explain or comment on the question above.

Response Rate: No participants responded to this question. (0 of 5)



Graph Legend

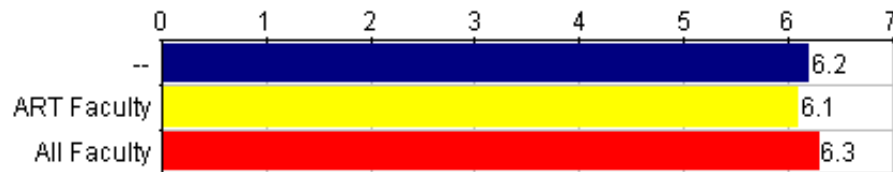
- ART-244 - A
- ART Courses
- All Courses

Course Questions General Questions	ART-244 - A										--- Survey Comparisons ---					
	Responses					Course					ART			All		
	U	P	G	VG	E	N	Mean	Med.	Mode	Std Dev	N	Mean	Pct Rnk	N	Mean	Pct Rnk
Q13 Overall rating of the course.	0	0	2	1	2	5	4.0	4	3,5	.89	58	4.3	30	2.1K	4.0	39

Responses: [U] unsatisfactory=1 [P] poor=2 [G] good=3 [VG] very good=4 [E] excellent=5
Pct Rnk: Percentile Rank (100 is best, calculated vs. precise Mean)

Q14 - Please explain or comment on the question above.

Response Rate: No participants responded to this question. (0 of 5)



Graph Legend

-
- ART Faculty
- All Faculty

Instructor Questions
General Instructor Questions

--

--- **Survey Comparisons** ---

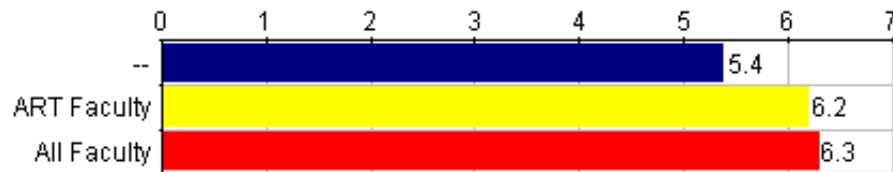
Instructor Questions	Responses										Individual			ART			All		
	SD	0	0	0	0	0	SA	N	Mean	Med.	Mode	Std Dev	N	Mean	Pct Rnk	N	Mean	Pct Rnk	
Q15 The instructor defined the plan for the course, including what was required of students (for example, stated the plan for the course in the syllabus, in the class).	0	0	0	1	0	1	3	5	6.2	7	7	1.17	58	6.1	55	2.2K	6.3	30	

Responses: [SD] Strongly Disagree=1 [0] 0=2 [0] 0=3 [0] 0=4 [0] 0=5 [0] 0=6 [SA] Strongly Agree=7
Pct Rnk: Percentile Rank (100 is best, calculated vs. precise Mean)

Q16 - Please explain or comment on the question above.

Faculty: Ruby, Nellie

Response Rate: No participants responded to this question. (0 of 5)



Graph Legend

-
- ART Faculty
- All Faculty

Instructor Questions
General Instructor
Questions

--

--- **Survey Comparisons** ---

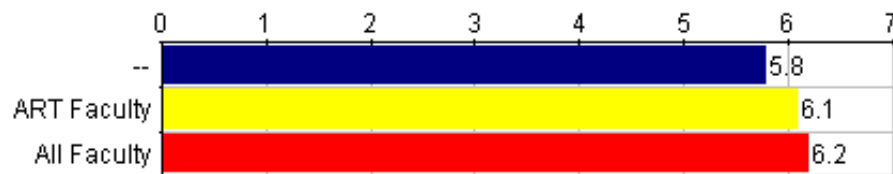
	Responses										Individual			ART			All		
	SD	0	0	0	0	0	SA	N	Mean	Med.	Mode	Std Dev	N	Mean	Pct Rnk	N	Mean	Pct Rnk	
Q17 The instructor was available to students outside of class (for example, held office hours, responded to emails and other student efforts to contact the instructor).	0	0	1	0	1	2	1	5	5.4	6	6	1.36	55	6.2	25	2.1K	6.3	7	

Responses: [SD] Strongly Disagree=1 [0] 0=2 [0] 0=3 [0] 0=4 [0] 0=5 [0] 0=6 [SA] Strongly Agree=7
Pct Rnk: Percentile Rank (100 is best, calculated vs. precise Mean)

Q18 - Please explain or comment on the question above.

Faculty: Ruby, Nellie

Response Rate: No participants responded to this question. (0 of 5)



Graph Legend

-
- ART Faculty
- All Faculty

Instructor Questions
General Instructor Questions

--

--- **Survey Comparisons** ---

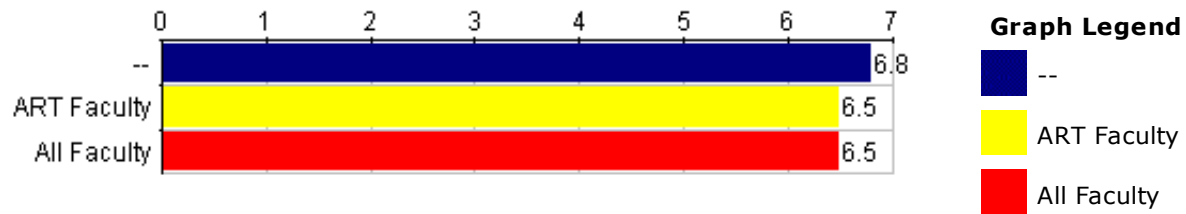
	Responses										Individual			ART			All		
	SD	0	0	0	0	0	SA	N	Mean	Med.	Mode	Std Dev	N	Mean	Pct Rnk	N	Mean	Pct Rnk	
Q19 The instructor clarified material that required further explanation (for example, listened to questions, responded to students).	0	0	1	0	0	2	2	5	5.8	6	6,7	1.47	56	6.1	25	2.2K	6.2	21	

Responses: [SD] Strongly Disagree=1 [0] 0=2 [0] 0=3 [0] 0=4 [0] 0=5 [0] 0=6 [SA] Strongly Agree=7
Pct Rnk: Percentile Rank (100 is best, calculated vs. precise Mean)

Q20 - Please explain or comment on the question above.

Faculty: Ruby, Nellie

Response Rate: No participants responded to this question. (0 of 5)



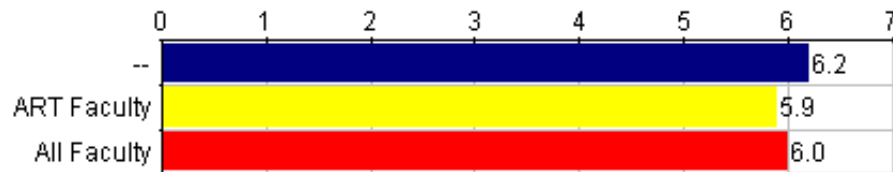
Instructor Questions General Instructor Questions		--											--- Survey Comparisons ---							
		Responses					Individual						ART			All				
Q21	The instructor treated students with respect.	SD	0	0	0	0	0	0	SA	N	Mean	Med.	Mode	Std Dev	N	Mean	Pct Rnk	N	Mean	Pct Rnk
		0	0	0	0	0	1	4	5	6.8	7	7	.40	58	6.5	45	2.2K	6.5	55	

Responses: [SD] Strongly Disagree=1 [0] 0=2 [0] 0=3 [0] 0=4 [0] 0=5 [0] 0=6 [SA] Strongly Agree=7
Pct Rnk: Percentile Rank (100 is best, calculated vs. precise Mean)

Q22 - Please explain or comment on the question above.

Faculty: Ruby, Nellie

Response Rate: No participants responded to this question. (0 of 5)



Graph Legend

-
- ART Faculty
- All Faculty

Instructor Questions
General Instructor Questions

--

--- **Survey Comparisons** ---

	Responses						Individual					ART			All			
	SD	0	0	0	0	0	SA	N	Mean	Med.	Mode	Std Dev	N	Mean	Pct Rnk	N	Mean	Pct Rnk
Q23 The instructor clearly defined how assignments would be evaluated.	0	0	0	1	0	1	3	5	6.2	7	7	1.17	58	5.9	45	2.2K	6.0	45

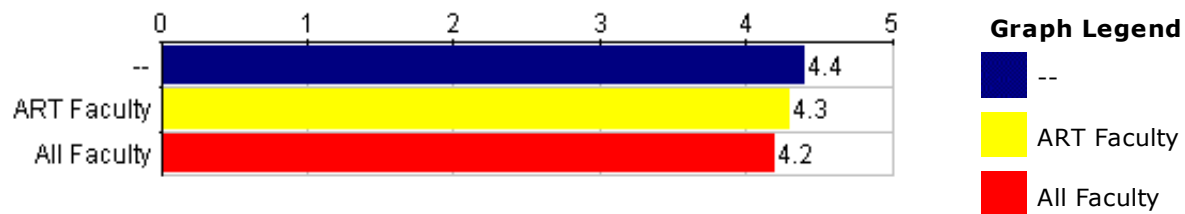
Responses: [SD] Strongly Disagree=1 [0] 0=2 [0] 0=3 [0] 0=4 [0] 0=5 [0] 0=6 [SA] Strongly Agree=7
Pct Rnk: Percentile Rank (100 is best, calculated vs. precise Mean)

Q24 - Please explain or comment on the question above.

Faculty: Ruby, Nellie

Response Rate: 20.00% (1 of 5)

- Prof. Ruby has a clear grading system. I think it would help us to make better works if she could let us know that system before we submit our projects.



Instructor Questions General Instructor Questions	--										--- Survey Comparisons ---					
	Responses					Individual					ART			All		
	U	P	G	VG	E	N	Mean	Med.	Mode	Std Dev	N	Mean	Pct Rnk	N	Mean	Pct Rnk
Q25 Overall rating of the teaching of the course.	0	0	1	1	3	5	4.4	5	5	.80	58	4.3	35	2.2K	4.2	50

Responses: [U] unsatisfactory=1 [P] poor=2 [G] good=3 [VG] very good=4 [E] excellent=5
Pct Rnk: Percentile Rank (100 is best, calculated vs. precise Mean)

Q26 - Please explain or comment on the question above.

Faculty: Ruby, Nellie

Response Rate: 20.00% (1 of 5)

Professor Ruby required us to work on projects that gave us the flexibility to explore our individual interests; - there was an amazing flexibility. The projects were inclusive and allowed everyone to engage and think deeply.

Q27 - If you have previously completed ART 260, Image and Word: Methods in Art and Art History, are there ways that it helped prepare you for the content/and or skills involved in this course? Please be as specific as you can and use examples whenever possible

Response Rate: 20.00% (1 of 5)

- The skills learned from Methods in Art and Art History helped me specially when writing about my own artwork and during critiques. I have learned how to articulate my thoughts and ideas in an organized manner.

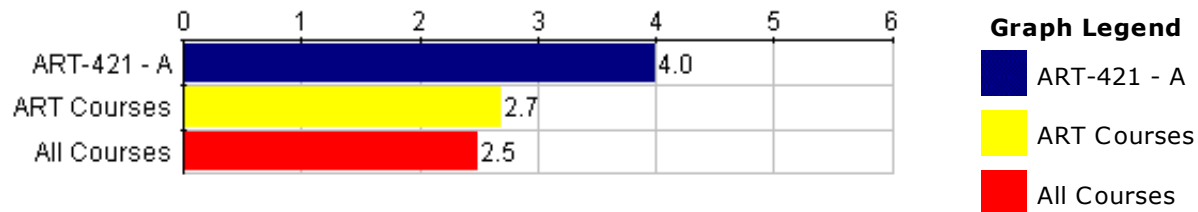
Course: ART-421 A - Advanced Studio I

Department: ART

Responsible Faculty: Nellie Ruby

Responses / Expected: 2 / 5

Overall Mean:
6.1 Strong Disagreement to Strong Agree (18 responses)
4.8 unsatisfactory to excellent (4 responses)
4.0 Class year (2 responses)
2.0 Reason for taking course (2 responses)

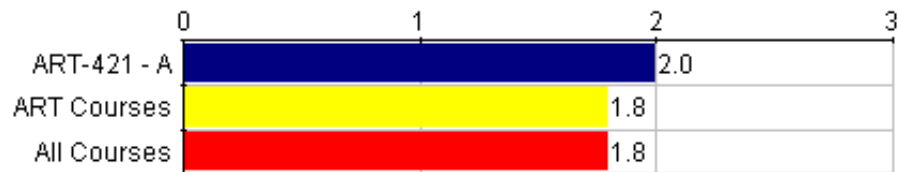


Student Demographics Student Year/Course Selection	ART-421 - A											--- Survey Comparisons ---					
	Responses							Course				ART			All		
	FY	S	J	S	MAT	P	N	Mean	Med.	Mode	Std Dev	N	Mean	Pct Rnk	N	Mean	Pct Rnk
Q1 What is your class year?	0	0	0	2	0	0	2	4.0	4	4	0	56	2.7	85	2.1K	2.5	95

Responses: [FY] first year=1 [S] sophomore=2 [J] junior=3 [S] senior=4 [MAT] MAT=5 [P] PBPM=6
Pct Rnk: Percentile Rank (100 is best, calculated vs. precise Mean)

Q2 - If your class year is other, please specify.

Response Rate: No participants responded to this question. (0 of 2)



Graph Legend

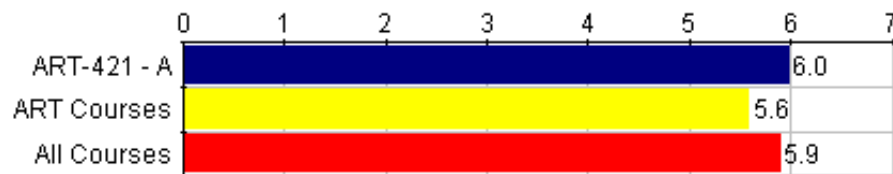
- ART-421 - A
- ART Courses
- All Courses

Student Demographics Student Year/Course Selection	ART-421 - A								--- Survey Comparisons ---					
	Responses				Course				ART			All		
	ADR	AMR	AE	N	Mean	Med.	Mode	Std Dev	N	Mean	Pct Rnk	N	Mean	Pct Rnk
Q3 I took this course as:	0	2	0	2	2.0	2	2	0	55	1.8	55	2K	1.8	58

Responses: [ADR] a distributional requirement=1 [AMR] a major/minor requirement=2 [AE] an elective=3
Pct Rnk: Percentile Rank (100 is best, calculated vs. precise Mean)

Q4 - If the reason you took the course is other, please explain.

Response Rate: No participants responded to this question. (0 of 2)



Graph Legend

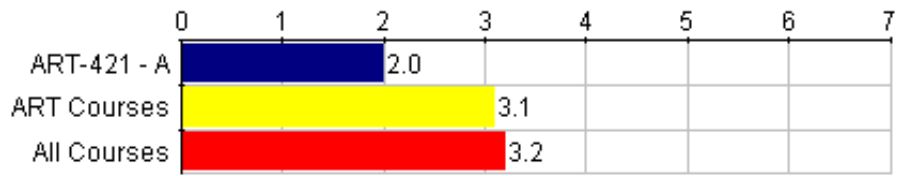
- ART-421 - A
- ART Courses
- All Courses

Course Questions General Questions	ART-421 - A												--- Survey Comparisons ---					
	Responses						Course						ART			All		
	SD	0	0	0	0	0	SA	N	Mean	Med.	Mode	Std Dev	N	Mean	Pct Rnk	N	Mean	Pct Rnk
Q5 There were aspects of the course that were especially effective in helping you learn.	0	0	0	0	0	2	0	2	6.0	6	6	0	58	5.6	50	2.1K	5.9	44

Responses: [SD] Strongly Disagree=1 [0] 0=2 [0] 0=3 [0] 0=4 [0] 0=5 [0] 0=6 [SA] Strongly Agree=7
Pct Rnk: Percentile Rank (100 is best, calculated vs. precise Mean)

Q6 - Please explain or comment on the question above .

Response Rate: No participants responded to this question. (0 of 2)



Graph Legend

- ART-421 - A
- ART Courses
- All Courses

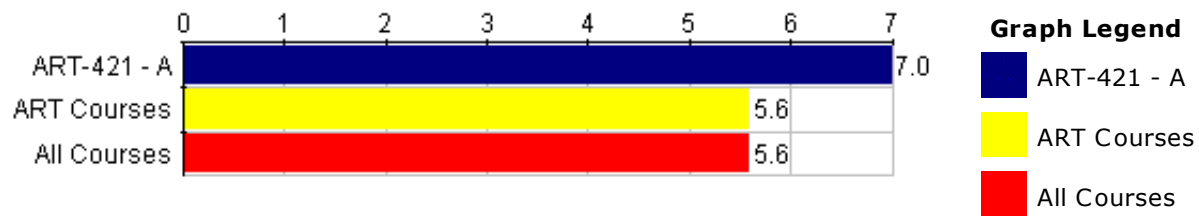
Course Questions General Questions	ART-421 - A												--- Survey Comparisons ---					
	Responses						Course						ART			All		
	SD	0	0	0	0	0	SA	N	Mean	Med.	Mode	Std Dev	N	Mean	Pct Rnk	N	Mean	Pct Rnk
Q7 There were aspects of the course that were not effective in helping you learn.	0	2	0	0	0	0	0	2	2.0	2	2	0	58	3.1	25	2.1K	3.2	20

Responses: [SD] Strongly Disagree=1 [0] 0=2 [0] 0=3 [0] 0=4 [0] 0=5 [0] 0=6 [SA] Strongly Agree=7
Pct Rnk: Percentile Rank (100 is best, calculated vs. precise Mean)

Q8 - Please explain or comment on the question above.

Response Rate: 50.00% (1 of 2)

- sometimes I got confused with the schedule



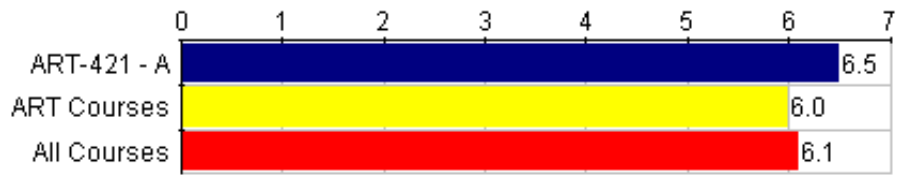
Course Questions General Questions	ART-421 - A												--- Survey Comparisons ---					
	Responses						Course						ART			All		
	SD	0	0	0	0	0	SA	N	Mean	Med.	Mode	Std Dev	N	Mean	Pct Rnk	N	Mean	Pct Rnk
Q9 This course was intellectually challenging.	0	0	0	0	0	0	2	2	7.0	7	7	0	58	5.6	85	2.1K	5.6	95

Responses: [SD] Strongly Disagree=1 [0] 0=2 [0] 0=3 [0] 0=4 [0] 0=5 [0] 0=6 [SA] Strongly Agree=7
Pct Rnk: Percentile Rank (100 is best, calculated vs. precise Mean)

Q10 - Please explain or comment on the question above.

Response Rate: 50.00% (1 of 2)

- More because I didn't take any methods class prior to senior seminar



Graph Legend

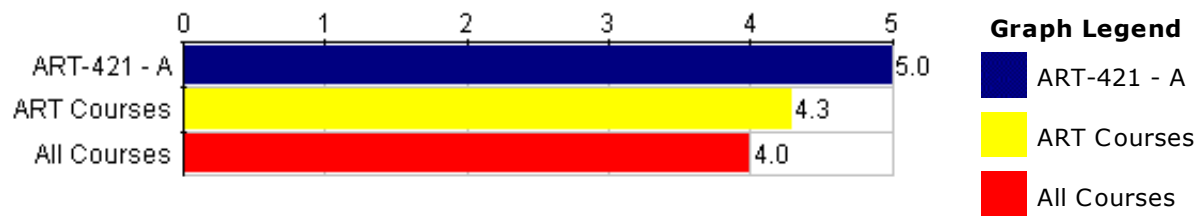
- ART-421 - A
- ART Courses
- All Courses

Course Questions General Questions	ART-421 - A											--- Survey Comparisons ---							
	Responses						Course					ART			All				
	SD	0	0	0	0	0	SA	N	Mean	Med.	Mode	Std Dev	N	Mean	Pct Rnk	N	Mean	Pct Rnk	
Q11 I made positive contributions to this course (for example, preparing for class, attending class regularly, participating in class discussions, and listening to others).	0	0	0	0	0	0	1	1	2	6.5	6.5	6,7	.50	58	6.0	55	2.1K	6.1	73

Responses: [SD] Strongly Disagree=1 [0] 0=2 [0] 0=3 [0] 0=4 [0] 0=5 [0] 0=6 [SA] Strongly Agree=7
Pct Rnk: Percentile Rank (100 is best, calculated vs. precise Mean)

Q12 - Please explain or comment on the question above.

Response Rate: No participants responded to this question. (0 of 2)



Course Questions General Questions	ART-421 - A										--- Survey Comparisons ---					
	Responses					Course					ART			All		
	U	P	G	VG	E	N	Mean	Med.	Mode	Std Dev	N	Mean	Pct Rnk	N	Mean	Pct Rnk
Q13 Overall rating of the course.	0	0	0	0	2	2	5.0	5	5	0	58	4.3	85	2.1K	4.0	96

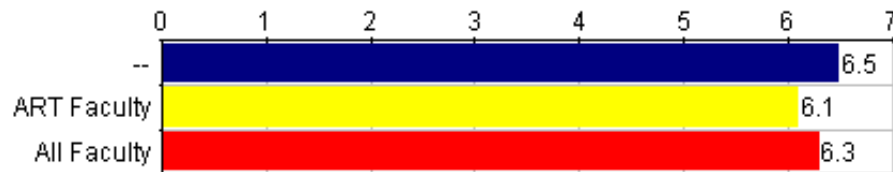
Responses: [U] unsatisfactory=1 [P] poor=2 [G] good=3 [VG] very good=4 [E] excellent=5
Pct Rnk: Percentile Rank (100 is best, calculated vs. precise Mean)

Q14 - Please explain or comment on the question above.

Response Rate: 50.00% (1 of 2)

It was a great opportunity to learn important aspects to be an artist

- + groundstory project was so helpful



Graph Legend

-
- ART Faculty
- All Faculty

Instructor Questions
General Instructor Questions

--

--- **Survey Comparisons** ---

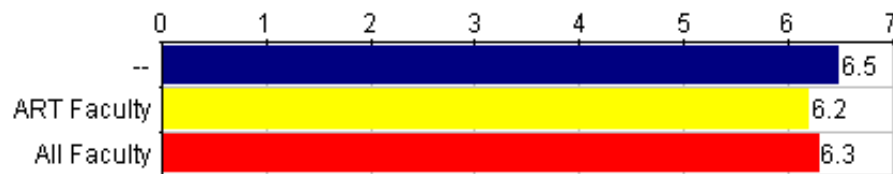
Instructor Questions	Responses							Individual				ART			All				
	SD	0	0	0	0	0	SA	N	Mean	Med.	Mode	Std Dev	N	Mean	Pct Rnk	N	Mean	Pct Rnk	
Q15 The instructor defined the plan for the course, including what was required of students (for example, stated the plan for the course in the syllabus, in the class).	0	0	0	0	0	0	1	1	2	6.5	6.5	6,7	.50	58	6.1	75	2.2K	6.3	49

Responses: [SD] Strongly Disagree=1 [0] 0=2 [0] 0=3 [0] 0=4 [0] 0=5 [0] 0=6 [SA] Strongly Agree=7
Pct Rnk: Percentile Rank (100 is best, calculated vs. precise Mean)

Q16 - Please explain or comment on the question above.

Faculty: Ruby, Nellie

Response Rate: No participants responded to this question. (0 of 2)



Graph Legend

-
- ART Faculty
- All Faculty

Instructor Questions
General Instructor Questions

--

--- **Survey Comparisons** ---

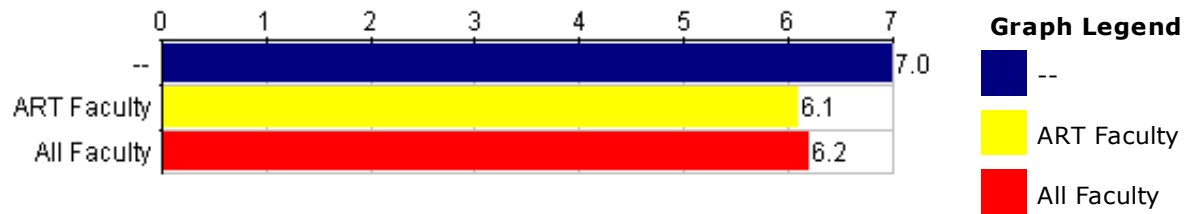
Instructor Questions	Responses							Individual				ART			All				
	SD	0	0	0	0	0	SA	N	Mean	Med.	Mode	Std Dev	N	Mean	Pct Rnk	N	Mean	Pct Rnk	
<p>Q17 The instructor was available to students outside of class (for example, held office hours, responded to emails and other student efforts to contact the instructor).</p>	0	0	0	0	0	0	1	1	2	6.5	6.5	6,7	.50	55	6.2	55	2.1K	6.3	49

Responses: [SD] Strongly Disagree=1 [0] 0=2 [0] 0=3 [0] 0=4 [0] 0=5 [0] 0=6 [SA] Strongly Agree=7
Pct Rnk: Percentile Rank (100 is best, calculated vs. precise Mean)

Q18 - Please explain or comment on the question above.

Faculty: Ruby, Nellie

Response Rate: No participants responded to this question. (0 of 2)



Instructor Questions
General Instructor Questions

--

--- **Survey Comparisons** ---

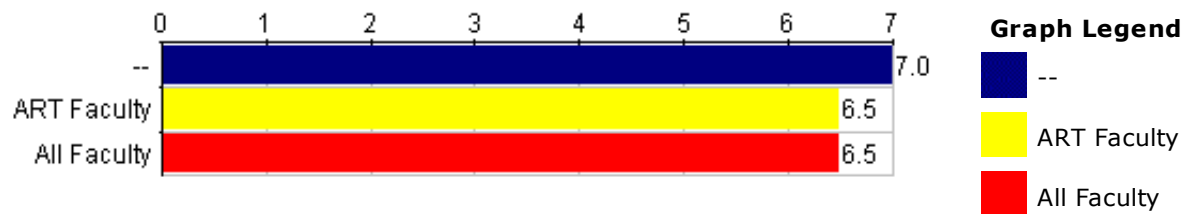
	Responses							Individual				ART			All			
	SD	0	0	0	0	0	SA	N	Mean	Med.	Mode	Std Dev	N	Mean	Pct Rnk	N	Mean	Pct Rnk
Q19 The instructor clarified material that required further explanation (for example, listened to questions, responded to students).	0	0	0	0	0	0	2	2	7.0	7	7	0	56	6.1	85	2.2K	6.2	94

Responses: [SD] Strongly Disagree=1 [0] 0=2 [0] 0=3 [0] 0=4 [0] 0=5 [0] 0=6 [SA] Strongly Agree=7
Pct Rnk: Percentile Rank (100 is best, calculated vs. precise Mean)

Q20 - Please explain or comment on the question above.

Faculty: Ruby, Nellie

Response Rate: No participants responded to this question. (0 of 2)

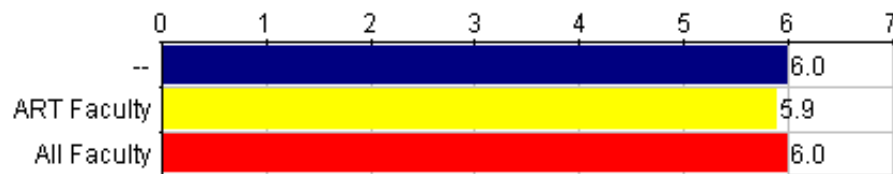


Instructor Questions		--											--- Survey Comparisons ---							
		Responses						Individual					ART			All				
General Instructor Questions		SD	0	0	0	0	0	0	SA	N	Mean	Med.	Mode	Std Dev	N	Mean	Pct Rnk	N	Mean	Pct Rnk
Q21	The instructor treated students with respect.	0	0	0	0	0	0	2	2	7.0	7	7	0	58	6.5	80	2.2K	6.5	85	
Responses: [SD] Strongly Disagree=1 [0] 0=2 [0] 0=3 [0] 0=4 [0] 0=5 [0] 0=6 [SA] Strongly Agree=7 Pct Rnk: Percentile Rank (100 is best, calculated vs. precise Mean)																				

Q22 - Please explain or comment on the question above.

Faculty: Ruby, Nellie

Response Rate: No participants responded to this question. (0 of 2)



Graph Legend

-
- ART Faculty
- All Faculty

Instructor Questions
General Instructor Questions

--

--- **Survey Comparisons** ---

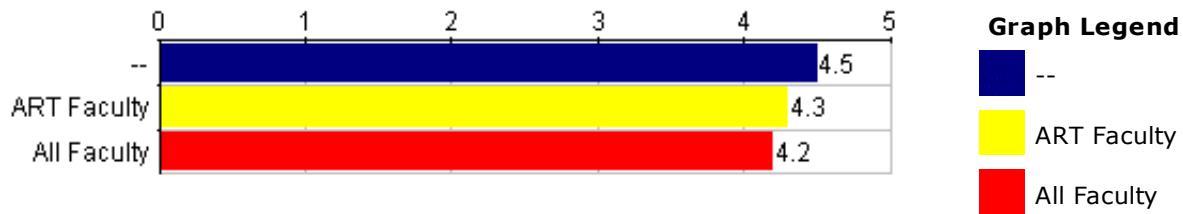
General Instructor Questions	Responses							Individual					ART			All		
	SD	0	0	0	0	0	SA	N	Mean	Med.	Mode	Std Dev	N	Mean	Pct Rnk	N	Mean	Pct Rnk
Q23 The instructor clearly defined how assignments would be evaluated.	0	0	0	0	0	2	0	2	6.0	6	6	0	58	5.9	25	2.2K	6.0	35

Responses: [SD] Strongly Disagree=1 [0] 0=2 [0] 0=3 [0] 0=4 [0] 0=5 [0] 0=6 [SA] Strongly Agree=7
Pct Rnk: Percentile Rank (100 is best, calculated vs. precise Mean)

Q24 - Please explain or comment on the question above.

Faculty: Ruby, Nellie

Response Rate: No participants responded to this question. (0 of 2)



Instructor Questions General Instructor Questions	--										--- Survey Comparisons ---					
	Responses					Individual					ART			All		
	U	P	G	VG	E	N	Mean	Med.	Mode	Std Dev	N	Mean	Pct Rnk	N	Mean	Pct Rnk
Q25 Overall rating of the teaching of the course.	0	0	0	1	1	2	4.5	4.5	4,5	.50	58	4.3	55	2.2K	4.2	58

Responses: [U] unsatisfactory=1 [P] poor=2 [G] good=3 [VG] very good=4 [E] excellent=5
Pct Rnk: Percentile Rank (100 is best, calculated vs. precise Mean)

Q26 - Please explain or comment on the question above.

Faculty: Ruby, Nellie

Response Rate: No participants responded to this question. (0 of 2)

Q27 - If you have previously completed ART 260, Image and Word: Methods in Art and Art History, are there ways that it helped prepare you for the content/and or skills involved in this course? Please be as specific as you can and use examples whenever possible

Response Rate: No participants responded to this question. (0 of 2)