

**2011-Spring Course Evaluations
11/SP (2011)**

**Agnes Scott College
Agnes Scott**

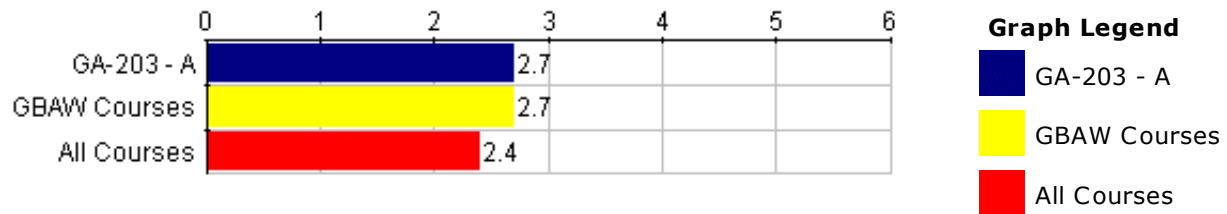
Course: GA-203 A - Global Connection:New Zealand

Department: GBAW

Responsible Faculty: Elizabeth Hackett

Responses / Expected: 7 / 15

Overall Mean: **5.9** Strong Disagreement to Strong Agree (94 responses)
4.4 unsatisfactory to excellent (21 responses)
2.8 Reason for taking course (5 responses)
2.7 Class year (7 responses)

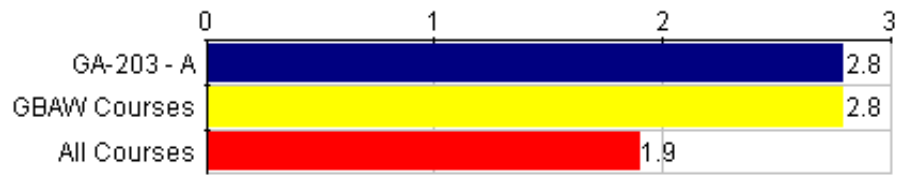


Student Demographics Student Year/Course Selection	GA-203 - A											--- Survey Comparisons ---					
	Responses							Course				GBAW			All		
	FY	S	J	S	MAT	P	N	Mean	Med.	Mode	Std Dev	N	Mean	Pct Rnk	N	Mean	Pct Rnk
Q1 What is your class year?	1	1	4	1	0	0	7	2.7	3	3	.88	7	2.7	50	1.8K	2.4	61

Responses: [FY] first year=1 [S] sophomore=2 [J] junior=3 [S] senior=4 [MAT] MAT=5 [P] PBPM=6
Pct Rnk: Percentile Rank (100 is best, calculated vs. precise Mean)

Q2 - If your class year is other, please specify.

Response Rate: No participants responded to this question. (0 of 7)



Graph Legend

- GA-203 - A
- GBAW Courses
- All Courses

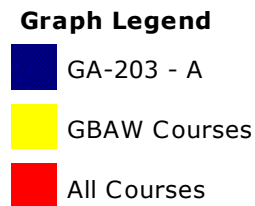
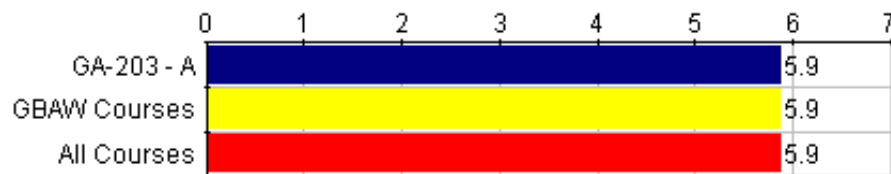
Student Demographics Student Year/Course Selection	GA-203 - A								--- Survey Comparisons ---					
	Responses				Course				GBAW			All		
	ADR	AMR	AE	N	Mean	Med.	Mode	Std Dev	N	Mean	Pct Rnk	N	Mean	Pct Rnk
Q3 I took this course as:	0	1	4	5	2.8	3	3	.40	5	2.8	50	1.7K	1.9	93

Responses: [ADR] a distributional requirement=1 [AMR] a major/minor requirement=2 [AE] an elective=3
Pct Rnk: Percentile Rank (100 is best, calculated vs. precise Mean)

Q4 - If the reason you took the course is other, please explain.

Response Rate: 28.57% (2 of 7)

- Global Connections
- Requirement for the global connections class

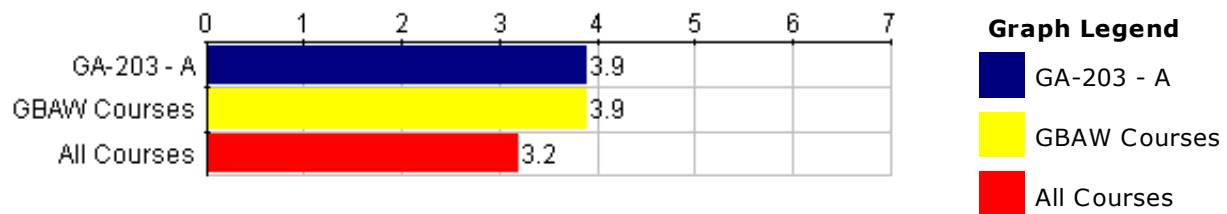


Course Questions General Questions	GA-203 - A												--- Survey Comparisons ---						
	Responses							Course					GBAW			All			
	SD	0	0	0	0	0	0	SA	N	Mean	Med.	Mode	Std Dev	N	Mean	Pct Rnk	N	Mean	Pct Rnk
Q5 There were aspects of the course that were especially effective in helping you learn.	0	0	0	2	0	2	3	7	5.9	6	7	1.25	7	5.9	50	1.8K	5.9	35	
Responses: [SD] Strongly Disagree=1 [0] 0=2 [0] 0=3 [0] 0=4 [0] 0=5 [0] 0=6 [SA] Strongly Agree=7 Pct Rnk: Percentile Rank (100 is best, calculated vs. precise Mean)																			

Q6 - Please explain or comment on the question above .

Response Rate: 42.86% (3 of 7)

- The videos and post discussion and the book(s) - Brookings and moodle readings. The art sections were also really great.
- I am still not sure what the overall purpose of the course was. I learned a lot of particular and specific information, but I struggle to find a common theme or purpose other than New Zealand.
- Great speakers, great books! Loved the studio day we had.



Graph Legend


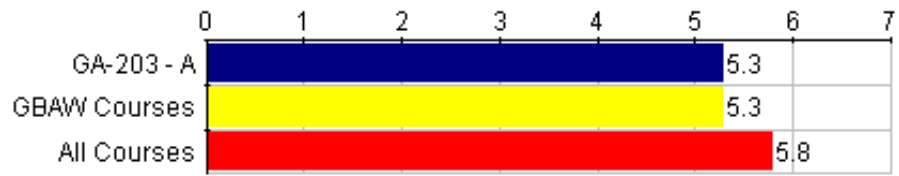
- GA-203 - A
- GBAW Courses
- All Courses

Course Questions General Questions	GA-203 - A										--- Survey Comparisons ---								
	Responses							Course			GBAW			All					
	SD	0	0	0	0	0	0	SA	N	Mean	Med.	Mode	Std Dev	N	Mean	Pct Rnk	N	Mean	Pct Rnk
Q7 There were aspects of the course that were not effective in helping you learn.	1	1	0	3	1	0	1	7	3.9	4	4	1.81	7	3.9	50	1.8K	3.2	72	
Responses: [SD] Strongly Disagree=1 [0] 0=2 [0] 0=3 [0] 0=4 [0] 0=5 [0] 0=6 [SA] Strongly Agree=7 Pct Rnk: Percentile Rank (100 is best, calculated vs. precise Mean)																			

Q8 - Please explain or comment on the question above.

Response Rate: 57.14% (4 of 7)

- The project had more stress than needed because we are supposed to introduce topics. This should have been an interesting project instead it was more like a research paper. I wish they would have told us before that it would be like that. It made the project less passionate for me.
- I didn't find the presentations to be very helpful. Working in groups was more trouble and the amount of information covered wasn't as extensive as it could have been if topics could have been done individually or in groups depending on student preferences.
- Once again, not sure what the theme or purpose of the course was in the end.
- The final group project - a huge chunk of one's grade somewhat dependent on the work others do. Group projects are good when it's not as stressful as a final project would be. Timing was not that great because we were all working on final papers/projects/exams for other classes, but we also had to find time to finish this project as well.




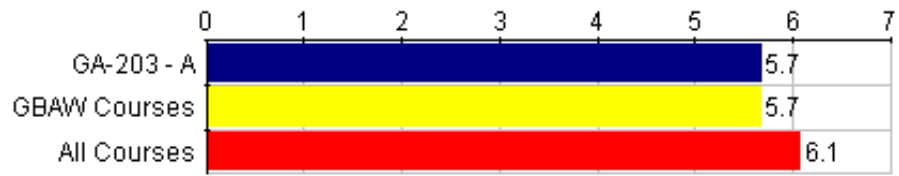
Course Questions General Questions	GA-203 - A											--- Survey Comparisons ---						
	Responses							Course				GBAW			All			
	SD	0	0	0	0	0	0	SA	N	Mean	Med.	Mode	Std Dev	N	Mean	Pct Rnk	N	Mean
Q9 This course was intellectually challenging.	0	1	0	1	1	2	2	7	5.3	6	6,7	1.67	7	5.3	50	1.8K	5.8	18

Responses: [SD] Strongly Disagree=1 [0] 0=2 [0] 0=3 [0] 0=4 [0] 0=5 [0] 0=6 [SA] Strongly Agree=7
Pct Rnk: Percentile Rank (100 is best, calculated vs. precise Mean)

Q10 - Please explain or comment on the question above.

Response Rate: 28.57% (2 of 7)

- This class gave basic information. I wanted more out of the class because i feel like i dont know any new facts about new zealand. We should have spent more time discussing the island
- It's a crash course on another culture and history - the challenge and interest is built in!



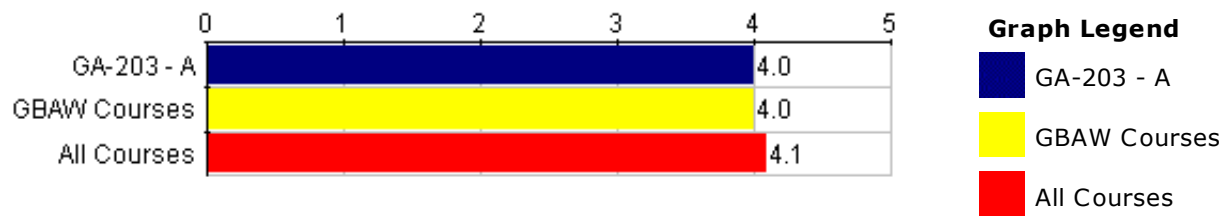
Course Questions General Questions	GA-203 - A											--- Survey Comparisons ---						
	Responses							Course				GBAW			All			
	SD	0	0	0	0	0	0	SA	N	Mean	Med.	Mode	Std Dev	N	Mean	Pct Rnk	N	Mean
Q11 I made positive contributions to this course (for example, preparing for class, attending class regularly, participating in class discussions, and listening to others).	0	0	1	1	0	2	3	7	5.7	6	7	1.48	7	5.7	50	1.8K	6.1	19

Responses: [SD] Strongly Disagree=1 [0] 0=2 [0] 0=3 [0] 0=4 [0] 0=5 [0] 0=6 [SA] Strongly Agree=7
Pct Rnk: Percentile Rank (100 is best, calculated vs. precise Mean)

Q12 - Please explain or comment on the question above.

Response Rate: 28.57% (2 of 7)

- I could have prepared more by reading more
- I was there for most classes and offered my opinion when I could. I did feel like I had a lot of trouble commenting in class because I didn't always feel like my views on the subjects fit since I haven't had a lot of background in either of the areas.



Graph Legend

- GA-203 - A
- GBAW Courses
- All Courses


Course Questions General Questions	GA-203 - A										--- Survey Comparisons ---					
	Responses							Course			GBAW			All		
	U	P	G	VG	E	N	Mean	Med.	Mode	Std Dev	N	Mean	Pct Rnk	N	Mean	Pct Rnk
Q13 Overall rating of the course.	0	0	2	3	2	7	4.0	4	4	.76	7	4.0	50	1.8K	4.1	35

Responses: [U] unsatisfactory=1 [P] poor=2 [G] good=3 [VG] very good=4 [E] excellent=5
Pct Rnk: Percentile Rank (100 is best, calculated vs. precise Mean)

Q14 - Please explain or comment on the question above.

Response Rate: 57.14% (4 of 7)

- The class was good. The two hour classes were hard to keep focused because of the how long they were.
- Overall the topics were interesting. I just wish that we could have made the class more enjoyable by having discussions about New Zealand's culture
- Both professors are really cool and a ton of fun to listen to!
- What an excellent and unique course. I feel so enriched by the things we have watched, read, and discussed throughout the semester, and feel fully prepared for our upcoming trip.
- WE'RE GOING TO NEW ZEALAND



Instructor Questions
General Instructor
Questions

Faculty Results

--- *Survey Comparisons* ---

Q15. The instructor defined the plan for the course, including what was required of students (for example, stated the plan for the course in the syllabus, in the class).

	Responses							Individual				GBAW			All			
	SD	0	0	0	0	0	SA	N	Mean	Med.	Mode	Std Dev	N	Mean	Pct Rnk	N	Mean	Pct Rnk
--	0	0	0	2	0	1	4	7	6.0	7	7	1.31	14	6.1	25	1.8K	6.3	21
--	0	0	0	0	1	3	3	7	6.3	6	6,7	.70	14	6.1	75	1.8K	6.3	32

Responses: [SD] Strongly Disagree=1 [0] 0=2 [0] 0=3 [0] 0=4 [0] 0=5 [0] 0=6 [SA] Strongly Agree=7
Pct Rnk: Percentile Rank (100 is best, calculated vs. precise Mean)

Q16 - Please explain or comment on the question above.

Faculty: Hackett, Elizabeth


Response Rate: 14.29% (1 of 7)

- She didn't comment on how she would grade the assignments other than our final presentation

Q17 - Please explain or comment on the question above.

Faculty: Ruby, Nellie

Response Rate: No participants responded to this question. (0 of 7)



Instructor Questions
General Instructor
Questions

Faculty Results

--- *Survey Comparisons* ---

Q18. The instructor was available to students outside of class (for example, held office hours, responded to emails and other student efforts to contact the instructor).

	Responses							Individual				GBAW			All			
	SD	0	0	0	0	0	0	SA	N	Mean	Med.	Mode	Std Dev	N	Mean	Pct Rnk	N	Mean
--	0	0	0	0	0	2	3	5	6.6	7	7	.49	11	6.5	75	1.8K	6.3	61
--	0	0	0	1	0	1	4	6	6.3	7	7	1.11	11	6.5	25	1.8K	6.3	40

Responses: [SD] Strongly Disagree=1 [0] 0=2 [0] 0=3 [0] 0=4 [0] 0=5 [0] 0=6 [SA] Strongly Agree=7
Pct Rnk: Percentile Rank (100 is best, calculated vs. precise Mean)

Q19 - Please explain or comment on the question above.


Faculty: Hackett, Elizabeth

Response Rate: No participants responded to this question. (0 of 7)

Q20 - Please explain or comment on the question above.

Faculty: Ruby, Nellie

Response Rate: No participants responded to this question. (0 of 7)



Instructor Questions
General Instructor
Questions

Faculty Results

--- *Survey Comparisons* ---

Q21. The instructor clarified material that required further explanation (for example, listened to questions, responded to students).

Responses

Individual

GBAW

All

	SD	0	0	0	0	0	SA	N	Mean	Med.	Mode	Std Dev	N	Mean	Pct Rnk	N	Mean	Pct Rnk
--	0	1	0	0	0	2	4	7	6.0	7	7	1.69	14	6.1	25	1.8K	6.3	23
--	0	0	0	1	0	3	3	7	6.1	6	6,7	.99	14	6.1	75	1.8K	6.3	27

Responses: [SD] Strongly Disagree=1 [0] 0=2 [0] 0=3 [0] 0=4 [0] 0=5 [0] 0=6 [SA] Strongly Agree=7
Pct Rnk: Percentile Rank (100 is best, calculated vs. precise Mean)

Q22 - Please explain or comment on the question above.

Faculty: Hackett, Elizabeth


Response Rate: 28.57% (2 of 7)

- The narayan article was confusing, we should have talked about it more
- Some of the material was difficult even after further explanations

Q23 - Please explain or comment on the question above.

Faculty: Ruby, Nellie

Response Rate: No participants responded to this question. (0 of 7)



**Instructor Questions
General Instructor
Questions**

Faculty Results

--- Survey Comparisons ---

Q24. The instructor treated students with respect.

	Responses							Individual				GBAW			All			
	SD	0	0	0	0	0	SA	N	Mean	Med.	Mode	Std Dev	N	Mean	Pct Rnk	N	Mean	Pct Rnk
--	0	0	0	0	0	1	6	7	6.9	7	7	.35	14	6.6	75	1.8K	6.6	64
--	0	0	0	0	2	0	5	7	6.4	7	7	.90	14	6.6	25	1.8K	6.6	24

Responses: [SD] Strongly Disagree=1 [0] 0=2 [0] 0=3 [0] 0=4 [0] 0=5 [0] 0=6 [SA] Strongly Agree=7
Pct Rnk: Percentile Rank (100 is best, calculated vs. precise Mean)

Q25 - Please explain or comment on the question above.

Faculty: Hackett, Elizabeth


Response Rate: 14.29% (1 of 7)

- very nice lady with cool glasses

Q26 - Please explain or comment on the question above.

Faculty: Ruby, Nellie

Response Rate: No participants responded to this question. (0 of 7)



**Instructor Questions
General Instructor
Questions**

Faculty Results

--- Survey Comparisons ---

Q27. The instructor clearly defined how assignments would be evaluated.	Responses						Individual				GBAW			All				
	SD	0	0	0	0	0	SA	N	Mean	Med.	Mode	Std Dev	N	Mean	Pct Rnk	N	Mean	Pct Rnk
--	0	0	1	1	0	1	4	7	5.9	7	7	1.55	13	5.7	75	1.8K	6.1	30
--	0	1	0	1	0	1	3	6	5.5	6.5	7	1.89	13	5.7	25	1.8K	6.1	19

Responses: [SD] Strongly Disagree=1 [0] 0=2 [0] 0=3 [0] 0=4 [0] 0=5 [0] 0=6 [SA] Strongly Agree=7
Pct Rnk: Percentile Rank (100 is best, calculated vs. precise Mean)

Q28 - Please explain or comment on the question above.

Faculty: Hackett, Elizabeth

Response Rate: 14.29% (1 of 7)


- I was confused about grading evaluations

Q29 - Please explain or comment on the question above.

Faculty: Ruby, Nellie

Response Rate: 14.29% (1 of 7)

- i was confused about grading evaluations



Instructor Questions General Instructor Questions	Faculty Results										--- Survey Comparisons ---					
	Responses					Individual					GBAW			All		
Q30. Overall rating of the teaching of the course.	U	P	G	VG	E	N	Mean	Med.	Mode	Std Dev	N	Mean	Pct Rnk	N	Mean	Pct Rnk
--	0	0	0	3	4	7	4.6	5	5	.49	14	4.6	50	1.8K	4.3	60
--	0	0	0	3	4	7	4.6	5	5	.49	14	4.6	50	1.8K	4.3	60

Responses: [U] unsatisfactory=1 [P] poor=2 [G] good=3 [VG] very good=4 [E] excellent=5
Pct Rnk: Percentile Rank (100 is best, calculated vs. precise Mean)

Q31 - Please explain or comment on the question above.

Faculty: Hackett, Elizabeth

Response Rate: 14.29% (1 of 7)

Dr. Hackett encouraged questions and discussion during class, as well as pushed us to explore our own interpretations and discuss them clearly and with intention. She expressed a genuine interest and enthusiasm in our learning experience. The class atmosphere was always relaxed and comfortable and I appreciated that Professors Hackett and Ruby seemed often to be learning and exploring right along with us.

Q32 - Please explain or comment on the question above.

Faculty: Ruby, Nellie

Response Rate: 14.29% (1 of 7)

I am constantly amazed by Nell Ruby's endless creativity and constant enthusiasm. She pushed us to explore our own artistic abilities/creativity/imaginings, as well as providing us with thorough and enlightening lectures. We really explored the act of "thinking visually" and her lectures provided me with ideas and methods of thinking that I will forever value.