

**2010 Spring Course Evaluations
10/SP (2010)**

**Agnes Scott College
Agnes Scott**


Course: ART-160 A - Visual Thinking I

Department: ART

Responsible Faculty: Nellie Ruby

Responses / Expected: 11 / 17

Overall Mean:
5.4 Strong Disagreement to Strong Agree (97 responses)
4.6 unsatisfactory to excellent (22 responses)
2.5 Class year (11 responses)
1.6 Reason for taking course (10 responses)

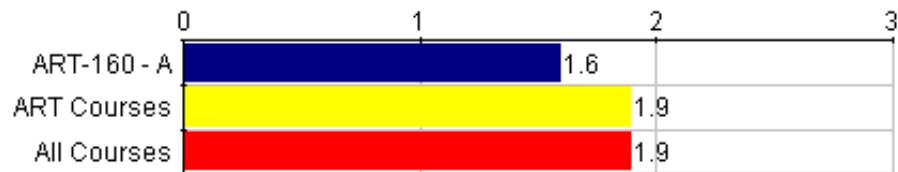


Student Demographics Student Year/Course Selection	ART-160 - A											--- Survey Comparisons ---					
	Responses							Course				ART			All		
	FY	S	J	S	MAT	P	N	Mean	Med.	Mode	Std Dev	N	Mean	Pct Rnk	N	Mean	Pct Rnk
Q1 What is your class year?	1	5	4	1	0	0	11	2.5	2	2	.78	60	2.5	44	1.8K	2.5	46

Responses: [FY] first year=1 [S] sophomore=2 [J] junior=3 [S] senior=4 [MAT] MAT=5 [P] PBPM=6
Pct Rnk: Percentile Rank (100 is best, calculated vs. precise Mean)

Q2 - If your class year is other, please specify.

Response Rate: No participants responded to this question. (0 of 11)



Graph Legend

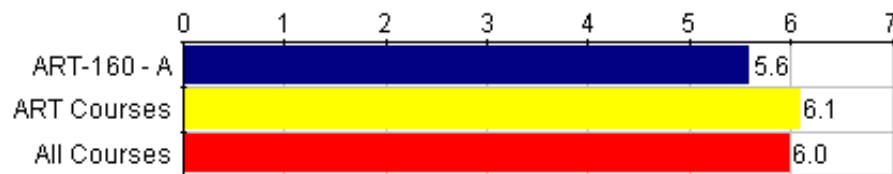
- ART-160 - A
- ART Courses
- All Courses

Student Demographics Student Year/Course Selection	ART-160 - A								--- Survey Comparisons ---					
	Responses			Course					ART			All		
	ADR	AMR	AE	N	Mean	Med.	Mode	Std Dev	N	Mean	Pct Rnk	N	Mean	Pct Rnk
Q3 I took this course as:	7	0	3	10	1.6	1	1	.92	59	1.9	19	1.7K	1.9	21

Responses: [ADR] a distributional requirement=1 [AMR] a major/minor requirement=2 [AE] an elective=3
Pct Rnk: Percentile Rank (100 is best, calculated vs. precise Mean)

Q4 - If the reason you took the course is other, please explain.

Response Rate: No participants responded to this question. (0 of 11)



Graph Legend

- ART-160 - A
- ART Courses
- All Courses


Course Questions General Questions	ART-160 - A											--- Survey Comparisons ---						
	Responses						Course					ART			All			
	SD	0	0	0	0	0	SA	N	Mean	Med.	Mode	Std Dev	N	Mean	Pct Rnk	N	Mean	Pct Rnk
Q5 There were aspects of the course that were especially effective in helping you learn.	0	2	0	0	2	1	6	11	5.6	7	7	1.87	65	6.1	6	1.8K	6.0	23

Responses: [SD] Strongly Disagree=1 [0] 0=2 [0] 0=3 [0] 0=4 [0] 0=5 [0] 0=6 [SA] Strongly Agree=7
Pct Rnk: Percentile Rank (100 is best, calculated vs. precise Mean)

Q6 - Please explain or comment on the question above .

Response Rate: 63.64% (7 of 11)

- The one-on-one time working with Nell was especially helpful.
- All aspects were effective in helping me learn but the 'debriefing' sessions about the different processes that each learner used to produce the final product were especially effective. The blogging was also effective in understanding myself better
- This course taught me a great deal about myself as well as how I work in terms of visually thinking. The blogging, and advice about reflections and critiques caused the class to listen to the art and do introspection. I was challenged to work past my fears and intimidations and create something that I was proud of in the end.
- I really loved Professor Ruby's hands on style and how accessible she was for help.
- I particularly like the chairs, the marta project, and I think the little animals and the self-portraits where good learning experiences even though I hated both of those. I think the word project was a cool idea, but I felt like it was too rushed to be truly effective.
- Varied teaching styles really helped. Loved Nell's spirit and commitment to students and art.
- Nell taught us techniques and ways of thinking that made me capable of creating things I did not know I could create.



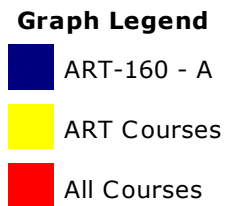
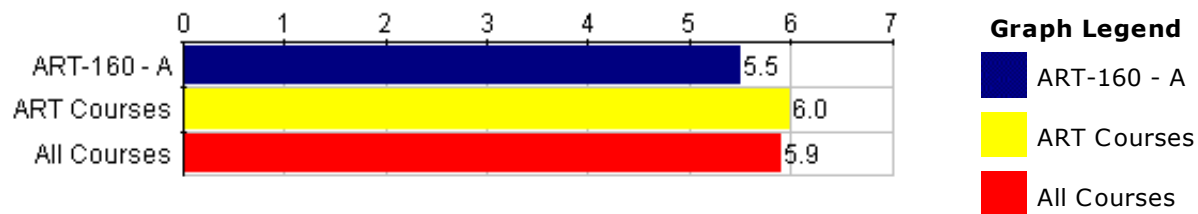
Course Questions General Questions	ART-160 - A											--- Survey Comparisons ---						
	Responses						Course					ART			All			
	SD	0	0	0	0	0	SA	N	Mean	Med.	Mode	Std Dev	N	Mean	Pct Rnk	N	Mean	Pct Rnk
Q7 There were aspects of the course that were not effective in helping you learn.	2	6	0	1	1	1	0	11	2.6	2	2	1.55	64	2.6	56	1.8K	3.3	32

Responses: [SD] Strongly Disagree=1 [0] 0=2 [0] 0=3 [0] 0=4 [0] 0=5 [0] 0=6 [SA] Strongly Agree=7
Pct Rnk: Percentile Rank (100 is best, calculated vs. precise Mean)

Q8 - Please explain or comment on the question above.

Response Rate: 9.09% (1 of 11)

- I liked the class evaluations we did, but with the word project, the marta project and little animals all in row, I - wanted to kill myself by the end of evaluating the formal qualities of everything. Perhaps a structure where we don't spend entire 2 hour class periods doing evaluation would be better, at least for me.



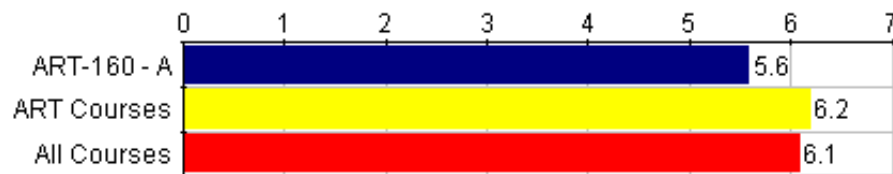
Course Questions General Questions	ART-160 - A											--- Survey Comparisons ---						
	Responses							Course				ART			All			
	SD	0	0	0	0	0	0	SA	N	Mean	Med.	Mode	Std Dev	N	Mean	Pct Rnk	N	Mean
Q9 This course was intellectually challenging.	0	1	0	1	2	5	2	11	5.5	6	6	1.37	65	6.0	19	1.8K	5.9	23

Responses: [SD] Strongly Disagree=1 [0] 0=2 [0] 0=3 [0] 0=4 [0] 0=5 [0] 0=6 [SA] Strongly Agree=7
Pct Rnk: Percentile Rank (100 is best, calculated vs. precise Mean)

Q10 - Please explain or comment on the question above.

Response Rate: 36.36% (4 of 11)

- I had never analysed the reasons for making certain artistic decisions or ever noticed why certain techniques of drawing were more effective than others until I took this course.
- There were many moments where I was challenged. Using the string method, learning to "draw what I see" and not what "I know", learnign how to use the different materials, just allow myself to not be in control of everything in terms of the approach I took with art,was challenging at times.
- I wouldn't say intellectually challenging, but emotionally challenging and frustrating at times.
- We were definitely expected to put real thought into everything we did.



Graph Legend

- ART-160 - A
- ART Courses
- All Courses

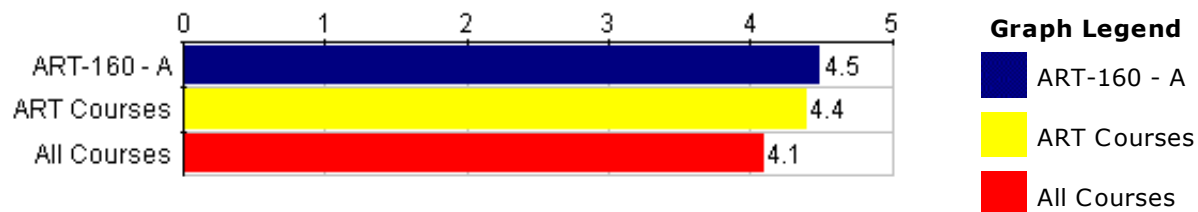
Course Questions General Questions	ART-160 - A											--- Survey Comparisons ---						
	Responses						Course					ART			All			
	SD	0	0	0	0	0	SA	N	Mean	Med.	Mode	Std Dev	N	Mean	Pct Rnk	N	Mean	Pct Rnk
Q11 I made positive contributions to this course (for example, preparing for class, attending class regularly, participating in class discussions, and listening to others).	0	1	0	1	1	5	3	11	5.6	6	6	1.43	65	6.2	6	1.8K	6.1	11

Responses: [SD] Strongly Disagree=1 [0] 0=2 [0] 0=3 [0] 0=4 [0] 0=5 [0] 0=6 [SA] Strongly Agree=7
Pct Rnk: Percentile Rank (100 is best, calculated vs. precise Mean)

Q12 - Please explain or comment on the question above.

Response Rate: 27.27% (3 of 11)

- I thoroughly enjoyed this class and beleive that if I missed day or wasn't prepared I might ave missed an opporunity to learn something really interesting that I hadn't known before.
- The critiques are great.
- My attendance was less than stellar, but I was very active in the process when I was there.



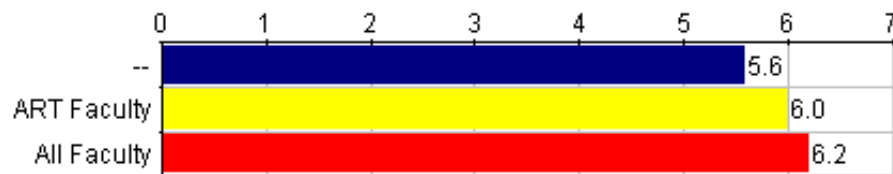
Course Questions General Questions	ART-160 - A										--- Survey Comparisons ---					
	Responses					Course					ART			All		
	U	P	G	VG	E	N	Mean	Med.	Mode	Std Dev	N	Mean	Pct Rnk	N	Mean	Pct Rnk
Q13 Overall rating of the course.	0	0	0	6	5	11	4.5	4	4	.50	65	4.4	69	1.9K	4.1	67

Responses: [U] unsatisfactory=1 [P] poor=2 [G] good=3 [VG] very good=4 [E] excellent=5
Pct Rnk: Percentile Rank (100 is best, calculated vs. precise Mean)

Q14 - Please explain or comment on the question above.

Response Rate: 27.27% (3 of 11)

- I would highly recommend everyone to take this course it really changes your awareness of self as well as one's awareness of different ways of seeing
- I absolutely loved this class. If I had any more time in my schedule I would take more classes with Professor Ruby.
- This is a wonderful course to take if you are a beginner or lacking in confidence. Wonderful. Future students should be warned, however, that if they don't feel like B's are good enough, they won't be happy in this class. Neil doesn't really give out much in the way of A's.



Graph Legend

-
- ART Faculty
- All Faculty

Instructor Questions
General Instructor Questions

--

--- Survey Comparisons ---

Instructor Questions	Responses						Individual				ART			All				
	SD	0	0	0	0	0	SA	N	Mean	Med.	Mode	Std Dev	N	Mean	Pct Rnk	N	Mean	Pct Rnk
Q15 The instructor defined the plan for the course, including what was required of students (for example, stated the plan for the course in the syllabus, in the class).	0	1	0	0	4	2	4	11	5.6	6	5,7	1.43	64	6.0	19	1.8K	6.2	16

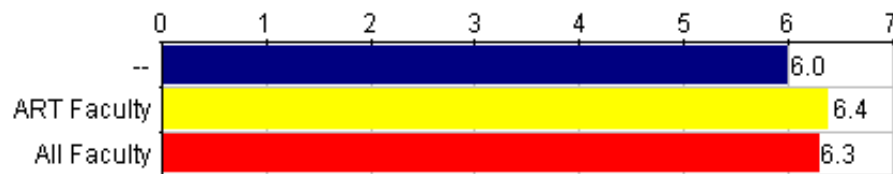
Responses: [SD] Strongly Disagree=1 [0] 0=2 [0] 0=3 [0] 0=4 [0] 0=5 [0] 0=6 [SA] Strongly Agree=7
Pct Rnk: Percentile Rank (100 is best, calculated vs. precise Mean)

Q16 - Please explain or comment on the question above.

Faculty: Ruby, Nellie

Response Rate: 45.45% (5 of 11)

- Initially it was not very clear what the exact schedule would look like but the Professor made it clear from the first day what would be expected of each learner
- Everything was clear on the syllabus and if there were any changings to the schedule,Nell always sent out an email.
- We had a syllabus, but when she changed something we were notified.
- The plan changed over the semester, but those changes where effectively communicated to the students.
- The syllabus was not laid out in a week-by-week plan, and the projects were not described in detail until it was time for us to do them. However, the expectations in general for how we were to work were very clear.



Graph Legend

-
- ART Faculty
- All Faculty

Instructor Questions
General Instructor Questions

--

--- **Survey Comparisons** ---

	Responses							Individual				ART			All			
	SD	0	0	0	0	0	SA	N	Mean	Med.	Mode	Std Dev	N	Mean	Pct Rnk	N	Mean	Pct Rnk
Q17 The instructor was available to students outside of class (for example, held office hours, responded to emails and other student efforts to contact the instructor).	0	0	1	0	0	5	3	9	6.0	6	6	1.15	62	6.4	19	1.7K	6.3	27

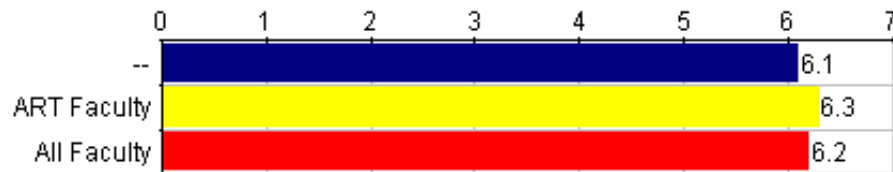
Responses: [SD] Strongly Disagree=1 [0] 0=2 [0] 0=3 [0] 0=4 [0] 0=5 [0] 0=6 [SA] Strongly Agree=7
Pct Rnk: Percentile Rank (100 is best, calculated vs. precise Mean)

Q18 - Please explain or comment on the question above.

Faculty: Ruby, Nellie

Response Rate: 27.27% (3 of 11)

- The professor responded to emails, accepted feedback and had flexible office hours
- Everytime,I had a question, Nell took time to cater to my question or concerns as well as everyone elses in the class.
- Yes, I think I emailed Nell a couple of times and she responded quickly each time.



Graph Legend

-
- ART Faculty
- All Faculty

Instructor Questions
General Instructor Questions

--

--- Survey Comparisons ---

Instructor Questions	Responses						Individual				ART			All				
	SD	0	0	0	0	0	SA	N	Mean	Med.	Mode	Std Dev	N	Mean	Pct Rnk	N	Mean	Pct Rnk
Q19 The instructor clarified material that required further explanation (for example, listened to questions, responded to students).	1	0	0	0	0	4	6	11	6.1	7	7	1.68	64	6.3	19	1.8K	6.2	34

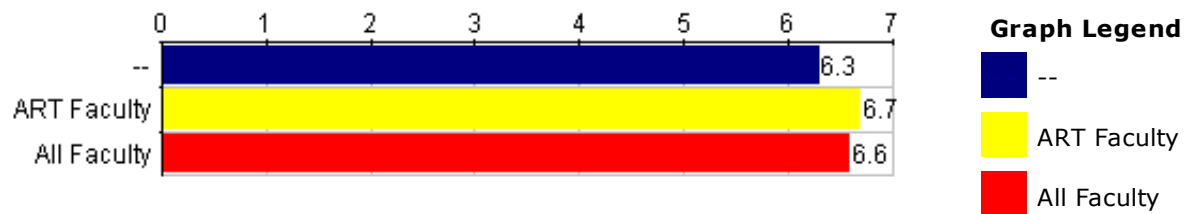
Responses: [SD] Strongly Disagree=1 [0] 0=2 [0] 0=3 [0] 0=4 [0] 0=5 [0] 0=6 [SA] Strongly Agree=7
Pct Rnk: Percentile Rank (100 is best, calculated vs. precise Mean)

Q20 - Please explain or comment on the question above.

Faculty: Ruby, Nellie

Response Rate: 18.18% (2 of 11)

- There was little confusion as to what needed to be done, if any confusion arose the professor would be quick to clarify or further explain until the learner understood
- She spent extra time with each student individually to make sure they were working well.



Instructor Questions
General Instructor
Questions

Q21 The instructor treated students with respect.

		--											--- Survey Comparisons ---						
		Responses						Individual					ART			All			
		SD	0	0	0	0	SA	N	Mean	Med.	Mode	Std Dev	N	Mean	Pct Rnk	N	Mean	Pct Rnk	
		1	0	0	0	0	2	8	11	6.3	7	7	1.71	64	6.7	6	1.8K	6.6	19

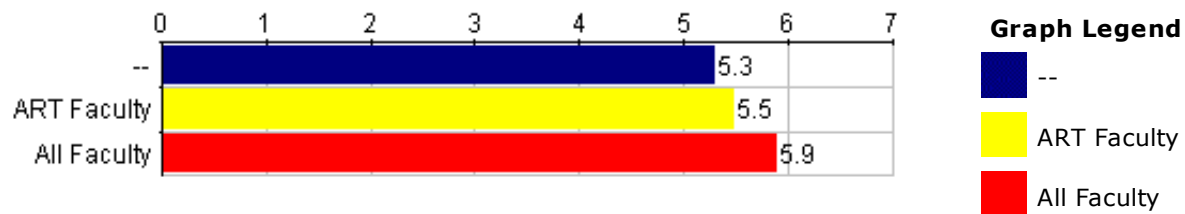
Responses: [SD] Strongly Disagree=1 [0] 0=2 [0] 0=3 [0] 0=4 [0] 0=5 [0] 0=6 [SA] Strongly Agree=7
Pct Rnk: Percentile Rank (100 is best, calculated vs. precise Mean)

Q22 - Please explain or comment on the question above.

Faculty: Ruby, Nellie

Response Rate: 18.18% (2 of 11)

- Definately, no complaints!
- There was never a disrespectful moment in class.



Instructor Questions
General Instructor
Questions

Q23 The instructor clearly defined how assignments would be evaluated.

Responses	Individual				--- Survey Comparisons ---												
	SD	0	0	0	0	SA	N	Mean	Med.	Mode	Std Dev	N	Mean	Pct Rnk	N	Mean	Pct Rnk
0 0 2 1 3 2 3						11		5.3	5	5,7	1.42	64	5.5	31	1.8K	5.9	19

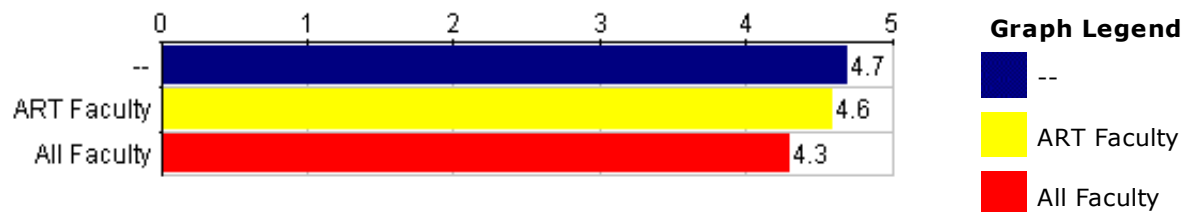
Responses: [SD] Strongly Disagree=1 [0] 0=2 [0] 0=3 [0] 0=4 [0] 0=5 [0] 0=6 [SA] Strongly Agree=7
Pct Rnk: Percentile Rank (100 is best, calculated vs. precise Mean)

Q24 - Please explain or comment on the question above.

Faculty: Ruby, Nellie

Response Rate: 54.55% (6 of 11)

- Well, the criteria for evaluation of the course was given at the beginning of the semester and each assignment was graded according to this criteria I believe
- We had emails and critiques defining how we would be graded.
- I'm a very grade obsessed student, so this was the only part of the class I did not like. I would have liked a rubric or something telling us what she expected from each project.
- explained after we had already finished the project many times. so if there were things she was grading on, i would often already be finished and then find out what i was to be graded on.
- Could have been a little more clarification with some assignments, but understadable.
- On some projects she did, and on some others she did not.



Instructor Questions General Instructor Questions	--										--- Survey Comparisons ---					
	Responses					Individual					ART			All		
	U	P	G	VG	E	N	Mean	Med.	Mode	Std Dev	N	Mean	Pct Rnk	N	Mean	Pct Rnk
Q25 Overall rating of the teaching of the course.	0	0	0	3	8	11	4.7	5	5	.45	64	4.6	94	1.8K	4.3	80

Responses: [U] unsatisfactory=1 [P] poor=2 [G] good=3 [VG] very good=4 [E] excellent=5
Pct Rnk: Percentile Rank (100 is best, calculated vs. precise Mean)

Q26 - Please explain or comment on the question above.

Faculty: Ruby, Nellie

Response Rate: 36.36% (4 of 11)

- I leave the class feeling that taking this course has been a good investment in my overall education and the teacher's teaching style plays a large role in this!
- I am very glad I took the course.I can never underestimate the power of art, the challenges it takes to create art , impact that it made on me.
- I really like Professor Ruby and would love to take one of her classes again. Unfortunately, I just don't have the time.
- Nell is ideal for anyone who is nervous about making art.

Q27 - In what ways did you find the use of the blog in this class useful to learning the concepts introduced?

Response Rate: 90.91% (10 of 11)

- The act of sitting down and putting my feelings into words really helped me to reflect on my course work.
The blog was useful in helping me articulate my thoughts as well as help me understand myself better. I often take reflex desicions and never understand why but this class has given me the tools to make better sense of my thinking process as well as conncting what I see with what I do
- I found myself really fond of the blog after this class. I realized that I did learn the techniques and concepts better when I had to reflect over everything we learned in class.
- I thought it was interesting to look at everybody's page. This also helped me keep up with posting my own blogs.
- I didn't really enjoy the blogging part, but I guess ot was a good way to our work and the work of others. The blog was also helpful in seeing a progression of your work and the different concepts you learn along the way.
- it was a great way to reflect on my work and see other's thoughts
I did do more reflecting because of the blog than I would have without it or a similar assignment. I also liked it because it probably reduced the amount of class sessions doing reflecting, which I find hard to concentrate in. I did not find the assignment to comment on everyone's little animal post effective, since it was just repeating what we had gone through in explicit detail in class. It would have been more effective to do a little evaluation on animals from the other class, than do so for each of our classmates. Or to not have the blog comment assignment at all.

It was useful because it helped you get your thoughts down. A benefit of a blog over a journal was that you could see other people's progress and comment on it. Although, I think I still prefer the journal because it allows you to be more personal.

I believe that the blog was helpful in solidifying some of the concepts. Personally, I'm really bad at keeping journals, so it was hard for me to keep up with the entries, but I'm glad I have it to look back on, and hopefully continue.

- It forced me to think about my work consciously instead of just churning it out.

Q28 - How does publishing your work in electronic "blog" format change how you see your work?

Response Rate: 90.91% (10 of 11)

- The comment feature gave me the ability to see how others viewed my work, which was especially helpful.

- The publishing aspect of the class made me less self-conscious about my art work and also made it easier to learn from other class member's art work

- I take my work more very seriously because I know that people will see it and know that it is my creation and I took pride in the quality of work that I made. It makes me want to take pride in my work more.

- It allows me to see how my work continuously progressed during the semester.

- The blog helps to create a timeline of your growth in the class.

- made me reflect/ consider things I may not have taken time to think about

- I spent time looking at pictures of my work, reflecting on it.

- It made it a little more polished, and it could help you connect your work to your influences.

- I think that being able to put yourself and your artwork out there is a big part of being an artist. Giving others the opportunity to interpret and feel what they want from your work is amazing. I've been struggling with that with my music and my blog. If nothing else, publishing the work electronically gave me the chance to work on overcoming some of those fears and anxieties.

- It made me think about how others would view my work and how it might look from their perspective.


Course: ART-160 B - Visual Thinking I

Department: ART

Responsible Faculty: Nellie Ruby

Responses / Expected: 10 / 16

Overall Mean:
5.8 Strong Disagreement to Strong Agree (90 responses)
4.7 unsatisfactory to excellent (20 responses)
1.8 Class year (10 responses)
1.7 Reason for taking course (10 responses)

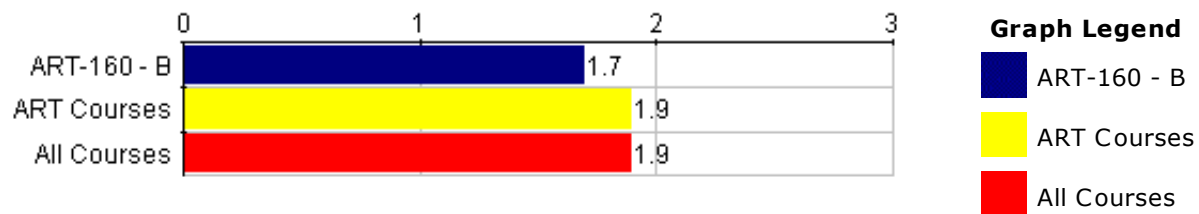


Student Demographics Student Year/Course Selection	ART-160 - B											--- Survey Comparisons ---					
	Responses							Course				ART			All		
	FY	S	J	S	MAT	P	N	Mean	Med.	Mode	Std Dev	N	Mean	Pct Rnk	N	Mean	Pct Rnk
Q1 What is your class year?	5	3	1	1	0	0	10	1.8	1.5	1	.98	60	2.5	6	1.8K	2.5	23

Responses: [FY] first year=1 [S] sophomore=2 [J] junior=3 [S] senior=4 [MAT] MAT=5 [P] PBPM=6
Pct Rnk: Percentile Rank (100 is best, calculated vs. precise Mean)

Q2 - If your class year is other, please specify.

Response Rate: No participants responded to this question. (0 of 10)

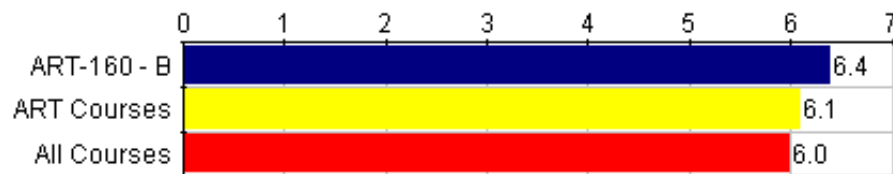


Student Demographics Student Year/Course Selection	ART-160 - B								--- Survey Comparisons ---					
	Responses			Course					ART			All		
	ADR	AMR	AE	N	Mean	Med.	Mode	Std Dev	N	Mean	Pct Rnk	N	Mean	Pct Rnk
Q3 I took this course as:	6	1	3	10	1.7	1	1	.90	59	1.9	31	1.7K	1.9	24

Responses: [ADR] a distributional requirement=1 [AMR] a major/minor requirement=2 [AE] an elective=3
Pct Rnk: Percentile Rank (100 is best, calculated vs. precise Mean)

Q4 - If the reason you took the course is other, please explain.

Response Rate: No participants responded to this question. (0 of 10)



Graph Legend

- ART-160 - B
- ART Courses
- All Courses

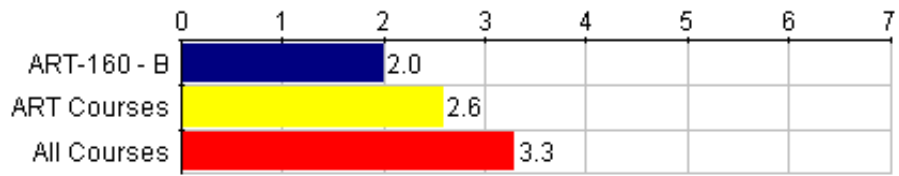
Course Questions General Questions	ART-160 - B											--- Survey Comparisons ---						
	Responses						Course					ART			All			
	SD	0	0	0	0	0	SA	N	Mean	Med.	Mode	Std Dev	N	Mean	Pct Rnk	N	Mean	Pct Rnk
Q5 There were aspects of the course that were especially effective in helping you learn.	0	0	0	0	1	4	5	10	6.4	6.5	7	.66	65	6.1	81	1.8K	6.0	74

Responses: [SD] Strongly Disagree=1 [0] 0=2 [0] 0=3 [0] 0=4 [0] 0=5 [0] 0=6 [SA] Strongly Agree=7
Pct Rnk: Percentile Rank (100 is best, calculated vs. precise Mean)

Q6 - Please explain or comment on the question above .

Response Rate: 20.00% (2 of 10)

- I'm wasn't the best at art, but I feel like I really grew this semester.
- Dr. Ruby's advise



Graph Legend

- ART-160 - B
- ART Courses
- All Courses

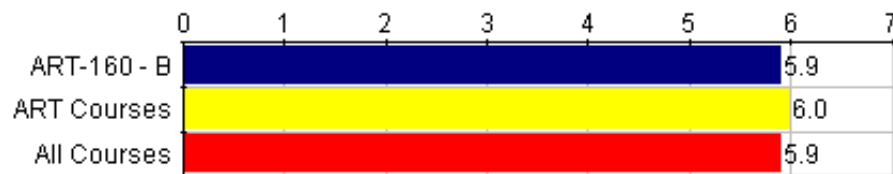
Course Questions General Questions	ART-160 - B											--- Survey Comparisons ---						
	Responses							Course				ART			All			
	SD	0	0	0	0	0	0	SA	N	Mean	Med.	Mode	Std Dev	N	Mean	Pct Rnk	N	Mean
Q7 There were aspects of the course that were not effective in helping you learn.	4	3	2	1	0	0	0	10	2.0	2	1	1	64	2.6	6	1.8K	3.3	12

Responses: [SD] Strongly Disagree=1 [0] 0=2 [0] 0=3 [0] 0=4 [0] 0=5 [0] 0=6 [SA] Strongly Agree=7
Pct Rnk: Percentile Rank (100 is best, calculated vs. precise Mean)

Q8 - Please explain or comment on the question above.

Response Rate: 30.00% (3 of 10)

- I really didn't like the string.
- I liked the course a lot.
- could not think anything



Graph Legend

- ART-160 - B
- ART Courses
- All Courses

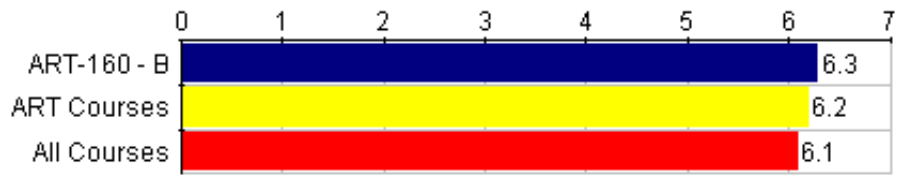
Course Questions General Questions	ART-160 - B											--- Survey Comparisons ---						
	Responses							Course				ART			All			
	SD	0	0	0	0	0	0	SA	N	Mean	Med.	Mode	Std Dev	N	Mean	Pct Rnk	N	Mean
Q9 This course was intellectually challenging.	0	1	0	0	1	4	4	10	5.9	6	6,7	1.45	65	6.0	44	1.8K	5.9	41

Responses: [SD] Strongly Disagree=1 [0] 0=2 [0] 0=3 [0] 0=4 [0] 0=5 [0] 0=6 [SA] Strongly Agree=7
Pct Rnk: Percentile Rank (100 is best, calculated vs. precise Mean)

Q10 - Please explain or comment on the question above.

Response Rate: 40.00% (4 of 10)

- It was incredibly challenging for me intellectually, as I am not the best artist I've ever met. This class really forced me to figure out the difference between what I know about something, and what I see in front of me.
- who would have known math was used in art!
- Yeah, some people don't think art is 'intellectually challenging.' but this course was, in very different ways.
- I think this class is very time consuming.



Graph Legend

- ART-160 - B
- ART Courses
- All Courses

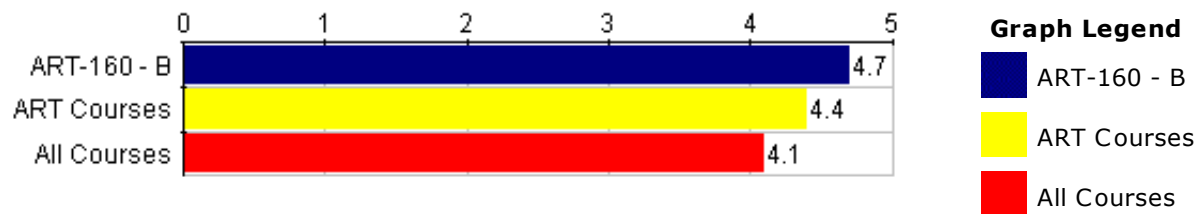
Course Questions General Questions	ART-160 - B										--- Survey Comparisons ---							
	Responses					Course					ART			All				
	SD	0	0	0	0	SA	N	Mean	Med.	Mode	Std Dev	N	Mean	Pct Rnk	N	Mean	Pct Rnk	
Q11 I made positive contributions to this course (for example, preparing for class, attending class regularly, participating in class discussions, and listening to others).	0	0	0	0	1	5	4	10	6.3	6	6	.64	65	6.2	56	1.8K	6.1	65

Responses: [SD] Strongly Disagree=1 [0] 0=2 [0] 0=3 [0] 0=4 [0] 0=5 [0] 0=6 [SA] Strongly Agree=7
Pct Rnk: Percentile Rank (100 is best, calculated vs. precise Mean)

Q12 - Please explain or comment on the question above.

Response Rate: 10.00% (1 of 10)

- I did not participate in art critique that much



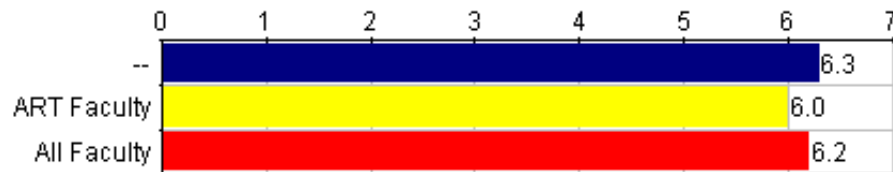
Course Questions General Questions	ART-160 - B										--- Survey Comparisons ---					
	Responses					Course					ART			All		
	U	P	G	VG	E	N	Mean	Med.	Mode	Std Dev	N	Mean	Pct Rnk	N	Mean	Pct Rnk
Q13 Overall rating of the course.	0	0	0	3	7	10	4.7	5	5	.46	65	4.4	81	1.9K	4.1	87

Responses: [U] unsatisfactory=1 [P] poor=2 [G] good=3 [VG] very good=4 [E] excellent=5
Pct Rnk: Percentile Rank (100 is best, calculated vs. precise Mean)

Q14 - Please explain or comment on the question above.

Response Rate: 20.00% (2 of 10)

- I'm a science and math major, sometimes it's nice to think in a different way then I'm used to.
- I love art, love the professor, the class!



Graph Legend

-
- ART Faculty
- All Faculty

Instructor Questions
General Instructor Questions

--

--- **Survey Comparisons** ---

Instructor Questions	Responses							Individual				ART			All			
	SD	0	0	0	0	0	SA	N	Mean	Med.	Mode	Std Dev	N	Mean	Pct Rnk	N	Mean	Pct Rnk
<p>The instructor defined the plan for the course, including what was required of students (for example, stated the plan for the course in the syllabus, in the class).</p> <p>Q15</p>	0	0	0	0	1	5	4	10	6.3	6	6	.64	64	6.0	69	1.8K	6.2	41

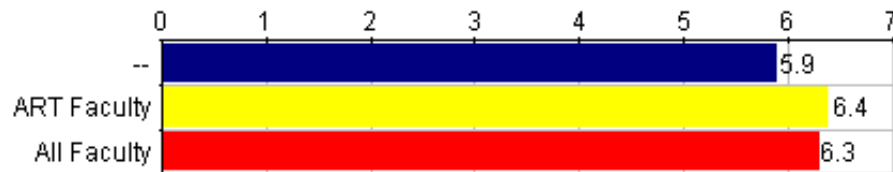
Responses: [SD] Strongly Disagree=1 [0] 0=2 [0] 0=3 [0] 0=4 [0] 0=5 [0] 0=6 [SA] Strongly Agree=7
Pct Rnk: Percentile Rank (100 is best, calculated vs. precise Mean)

Q16 - Please explain or comment on the question above.

Faculty: Ruby, Nellie

Response Rate: 30.00% (3 of 10)

- Things changed a lot from the syllabus, and it got sort of confusing.
- Sometimes I was confused about what i had to do, but that's because I'm used to classes with a set agenda and being told what to do, but in art you have wiggle room, which is weird but nice.
- the instruction is very clear



Graph Legend

-
- ART Faculty
- All Faculty

Instructor Questions
General Instructor Questions

--

--- Survey Comparisons ---

Responses		Individual				ART			All			
SD	SA	N	Mean	Med.	Mode	Std Dev	N	Mean	Pct Rnk	N	Mean	Pct Rnk

Q17 The instructor was available to students outside of class (for example, held office hours, responded to emails and other student efforts to contact the instructor).

0	0	0	1	2	4	3	10	5.9	6	6	.94	62	6.4	6	1.7K	6.3	20
---	---	---	---	---	---	---	----	-----	---	---	-----	----	-----	---	------	-----	----

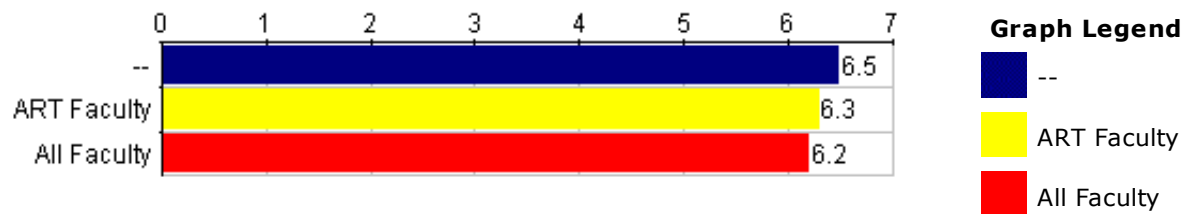
Responses: [SD] Strongly Disagree=1 [0] 0=2 [0] 0=3 [0] 0=4 [0] 0=5 [0] 0=6 [SA] Strongly Agree=7
Pct Rnk: Percentile Rank (100 is best, calculated vs. precise Mean)

Q18 - Please explain or comment on the question above.

Faculty: Ruby, Nellie

Response Rate: 20.00% (2 of 10)

- Yeah, She was always in her office or sending e-mails.
- it would be better if she could be there when I was doing outside class drawing



Instructor Questions
General Instructor Questions

Responses		Individual				ART			All		
SD	N	Mean	Med.	Mode	Std Dev	N	Mean	Pct Rnk	N	Mean	Pct Rnk

The instructor clarified material that required further explanation

Q19 (for example, listened to questions, responded to students).	0	0	0	0	1	3	6	10	6.5	7	7	.67	64	6.3	81	1.8K	6.2	58
---	---	---	---	---	---	---	---	-----------	------------	---	---	-----	-----------	------------	----	-------------	------------	----

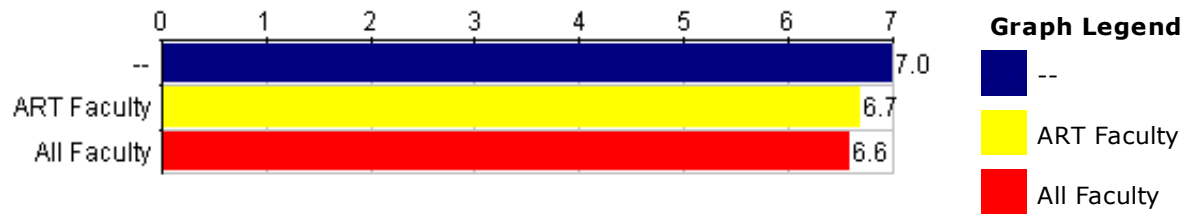
Responses: [SD] Strongly Disagree=1 [0] 0=2 [0] 0=3 [0] 0=4 [0] 0=5 [0] 0=6 [SA] Strongly Agree=7
Pct Rnk: Percentile Rank (100 is best, calculated vs. precise Mean)

Q20 - Please explain or comment on the question above.

Faculty: Ruby, Nellie

Response Rate: 10.00% (1 of 10)

- she did awesome



Instructor Questions		--											--- Survey Comparisons ---						
		Responses							Individual				ART			All			
General Instructor Questions		SD	0	0	0	0	0	SA	N	Mean	Med.	Mode	Std Dev	N	Mean	Pct Rnk	N	Mean	Pct Rnk
Q21	The instructor treated students with respect.	0	0	0	0	0	0	10	10	7.0	7	7	0	64	6.7	81	1.8K	6.6	85

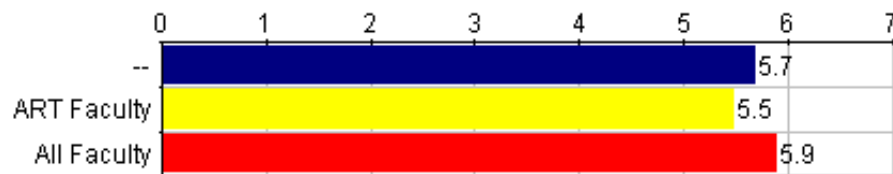
Responses: [SD] Strongly Disagree=1 [0] 0=2 [0] 0=3 [0] 0=4 [0] 0=5 [0] 0=6 [SA] Strongly Agree=7
Pct Rnk: Percentile Rank (100 is best, calculated vs. precise Mean)

Q22 - Please explain or comment on the question above.

Faculty: Ruby, Nellie

Response Rate: 20.00% (2 of 10)

- Yep, and I respect her for that.
- she respected my opinion of art



Graph Legend

-
- ART Faculty
- All Faculty

Instructor Questions
General Instructor Questions

--

--- Survey Comparisons ---

Instructor Questions	Responses							Individual				ART			All			
	SD	0	0	0	0	4	5	SA	N	Mean	Med.	Mode	Std Dev	N	Mean	Pct Rnk	N	Mean
Q23 The instructor clearly defined how assignments would be evaluated.	0	0	0	0	4	5	1	10	5.7	6	6	.64	64	5.5	56	1.8K	5.9	29

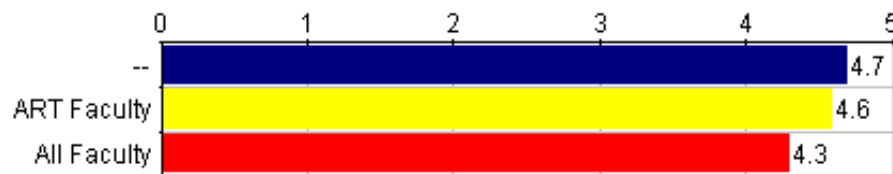
Responses: [SD] Strongly Disagree=1 [0] 0=2 [0] 0=3 [0] 0=4 [0] 0=5 [0] 0=6 [SA] Strongly Agree=7
Pct Rnk: Percentile Rank (100 is best, calculated vs. precise Mean)

Q24 - Please explain or comment on the question above.

Faculty: Ruby, Nellie

Response Rate: 20.00% (2 of 10)

- Like I said before, Art isn't clear.
- i do not what kind of art work can be excellent



Graph Legend

-
- ART Faculty
- All Faculty

Instructor Questions General Instructor Questions	--										--- Survey Comparisons ---					
	Responses					Individual					ART			All		
	U	P	G	VG	E	N	Mean	Med.	Mode	Std Dev	N	Mean	Pct Rnk	N	Mean	Pct Rnk
Q25 Overall rating of the teaching of the course.	0	0	0	3	7	10	4.7	5	5	.46	64	4.6	81	1.8K	4.3	78

Responses: [U] unsatisfactory=1 [P] poor=2 [G] good=3 [VG] very good=4 [E] excellent=5
Pct Rnk: Percentile Rank (100 is best, calculated vs. precise Mean)

Q26 - Please explain or comment on the question above.

Faculty: Ruby, Nellie

Response Rate: 30.00% (3 of 10)

- The course alone would have been very boring without Nell. She helped us all understand the process, and was always there to help us when we needed it.
- I liked her free-spiritness. Very nice.
- just love it

Q27 - In what ways did you find the use of the blog in this class useful to learning the concepts introduced?

Response Rate: 80.00% (8 of 10)

- It helped me to think through the projects I was working on, and served as a place for me to evolve other artistic ideas.
- I did not much like the blog (mostly because I was too busy to truly keep up with it), but it was very nice to be able to 'immortalize' the processes it took to create each work.
- I enjoyed posting things and I liked to look at others' blogs and their opinions on how they approached the assignment.
- I didn't find it particularly helpful.
- The blog helped me think about my art in different ways, and also think about my projects as an on going thing.
- Blogging made me think about my process and pay close attention to what I was doing and thinking.
- it can help me to record the process
- I found it was a good way to express my feelings on paper.

Q28 - How does publishing your work in electronic "blog" format change how you see your work?

Response Rate: 80.00% (8 of 10)

- The pictures posted on the blog helped me to see the drawings the way they would look to the real world. It also have me a new perspective on how I would see them, if they weren't mine.

- It made me really think about everything that went into creating the projects.
- It looked more professional and it felt like I had done a lot of work.
- It made me spend more time with my work.
- Sometimes I think that it's nice because I get to explain myself and why I do different things, but sometimes I would rather show someone something in person.
- It makes me see that people view everything differently. I might think something is not perfect but others might think it is fine.
- I learned to use words to tell people about my drawing. I used to just show them my art work.
- It allows me to view my work in an organized way.

**2010 Spring Course Evaluations
10/SP (2010)**

**Agnes Scott College
Agnes Scott**


Course: ART-243 A - Sculpture I

Department: ART

Responsible Faculty: Nellie Ruby

Responses / Expected: 6 / 12

Overall Mean:
6.1 Strong Disagreement to Strong Agree (53 responses)
4.4 unsatisfactory to excellent (12 responses)
3.2 Class year (5 responses)
2.4 Reason for taking course (5 responses)



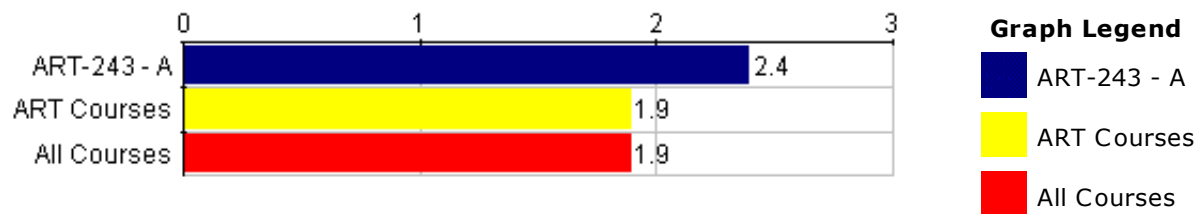
Student Demographics Student Year/Course Selection	ART-243 - A											--- Survey Comparisons ---					
	Responses							Course				ART			All		
	FY	S	J	S	MAT	P	N	Mean	Med.	Mode	Std Dev	N	Mean	Pct Rnk	N	Mean	Pct Rnk
Q1 What is your class year?	0	2	0	3	0	0	5	3.2	4	4	.98	60	2.5	75	1.8K	2.5	70

Responses: [FY] first year=1 [S] sophomore=2 [J] junior=3 [S] senior=4 [MAT] MAT=5 [P] PBPM=6
Pct Rnk: Percentile Rank (100 is best, calculated vs. precise Mean)

Q2 - If your class year is other, please specify.

Response Rate: 16.67% (1 of 6)

- originally 08



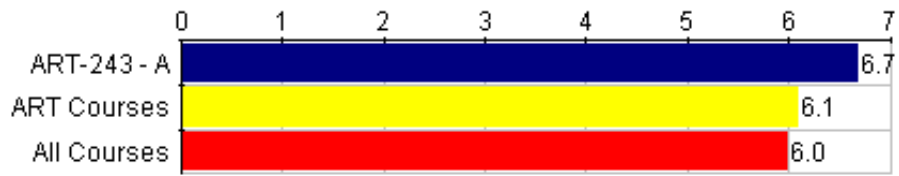
Student Demographics Student Year/Course Selection	ART-243 - A								--- Survey Comparisons ---					
	Responses				Course				ART			All		
	ADR	AMR	AE	N	Mean	Med.	Mode	Std Dev	N	Mean	Pct Rnk	N	Mean	Pct Rnk
Q3 I took this course as:	0	3	2	5	2.4	2	2	.49	59	1.9	81	1.7K	1.9	84

Responses: [ADR] a distributional requirement=1 [AMR] a major/minor requirement=2 [AE] an elective=3
Pct Rnk: Percentile Rank (100 is best, calculated vs. precise Mean)

Q4 - If the reason you took the course is other, please explain.

Response Rate: 16.67% (1 of 6)

- I love art and I heard wonderful things about Nell Ruby's style of teaching.



Graph Legend

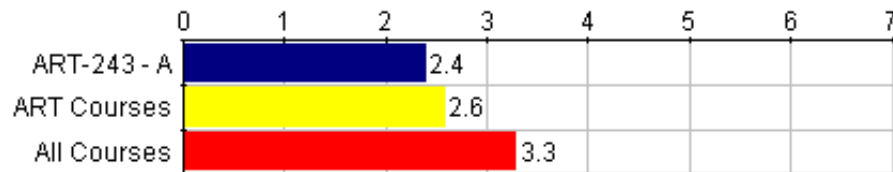
- ART-243 - A
- ART Courses
- All Courses

Course Questions General Questions	ART-243 - A											--- Survey Comparisons ---						
	Responses						Course					ART			All			
	SD	0	0	0	0	0	SA	N	Mean	Med.	Mode	Std Dev	N	Mean	Pct Rnk	N	Mean	Pct Rnk
Q5 There were aspects of the course that were especially effective in helping you learn.	0	0	0	0	0	2	4	6	6.7	7	7	.47	65	6.1	94	1.8K	6.0	87
Responses: [SD] Strongly Disagree=1 [0] 0=2 [0] 0=3 [0] 0=4 [0] 0=5 [0] 0=6 [SA] Strongly Agree=7 Pct Rnk: Percentile Rank (100 is best, calculated vs. precise Mean)																		

Q6 - Please explain or comment on the question above .

Response Rate: 66.67% (4 of 6)

- It was great getting one-on-one direction from you.
- From the first day of class, Ruby created a relaxed atmosphere for everyone to work in. Her sense of humor made me feel comfortable to create/design.
- she knows how to challenge someone
- The documentary, and the info session in the Mac Lab about how to start a plog was very helpful.



Graph Legend

- ART-243 - A
- ART Courses
- All Courses

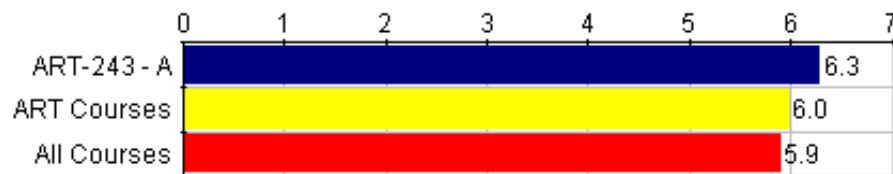
Course Questions General Questions	ART-243 - A											--- Survey Comparisons ---						
	Responses							Course				ART			All			
	SD	0	0	0	0	0	0	SA	N	Mean	Med.	Mode	Std Dev	N	Mean	Pct Rnk	N	Mean
Q7 There were aspects of the course that were not effective in helping you learn.	2	1	0	2	0	0	0	5	2.4	2	1,4	1.36	64	2.6	31	1.8K	3.3	21

Responses: [SD] Strongly Disagree=1 [0] 0=2 [0] 0=3 [0] 0=4 [0] 0=5 [0] 0=6 [SA] Strongly Agree=7
Pct Rnk: Percentile Rank (100 is best, calculated vs. precise Mean)

Q8 - Please explain or comment on the question above.

Response Rate: 16.67% (1 of 6)

- Everything was pretty much up to us when it came to finding out more information about something or meeting with Nell. There was not much of a syllabus



Graph Legend

- ART-243 - A
- ART Courses
- All Courses

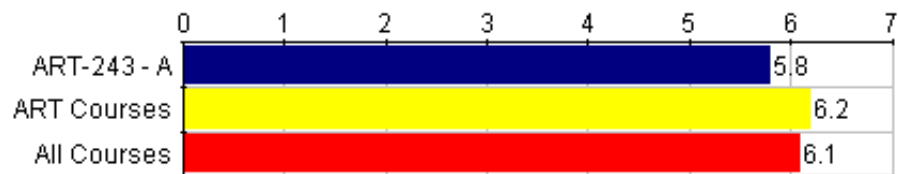
Course Questions General Questions	ART-243 - A											--- Survey Comparisons ---						
	Responses						Course					ART			All			
	SD	0	0	0	0	0	SA	N	Mean	Med.	Mode	Std Dev	N	Mean	Pct Rnk	N	Mean	Pct Rnk
Q9 This course was intellectually challenging.	0	0	0	0	1	2	3	6	6.3	6.5	7	.75	65	6.0	69	1.8K	5.9	64

Responses: [SD] Strongly Disagree=1 [0] 0=2 [0] 0=3 [0] 0=4 [0] 0=5 [0] 0=6 [SA] Strongly Agree=7
Pct Rnk: Percentile Rank (100 is best, calculated vs. precise Mean)

Q10 - Please explain or comment on the question above.

Response Rate: 33.33% (2 of 6)

- She has a way of connecting art with every subject, in my case it was cultural anthropology. This was beyond intellectual stimulation, great experience!
- This course has really pushed me to think more abstractly and it has shown me that practice makes perfect and that time should be utilized well



Graph Legend

- ART-243 - A
- ART Courses
- All Courses

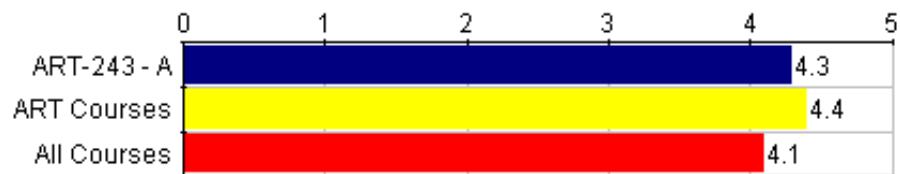
Course Questions General Questions	ART-243 - A											--- Survey Comparisons ---						
	Responses						Course					ART			All			
	SD	0	0	0	0	0	SA	N	Mean	Med.	Mode	Std Dev	N	Mean	Pct Rnk	N	Mean	Pct Rnk
Q11 I made positive contributions to this course (for example, preparing for class, attending class regularly, participating in class discussions, and listening to others).	0	0	0	1	1	2	2	6	5.8	6	6,7	1.07	65	6.2	44	1.8K	6.1	24

Responses: [SD] Strongly Disagree=1 [0] 0=2 [0] 0=3 [0] 0=4 [0] 0=5 [0] 0=6 [SA] Strongly Agree=7
Pct Rnk: Percentile Rank (100 is best, calculated vs. precise Mean)

Q12 - Please explain or comment on the question above.

Response Rate: 16.67% (1 of 6)

- I was usually prepared for class, but was not so great in attending class regularly, but I still feel like I tried my best



Graph Legend

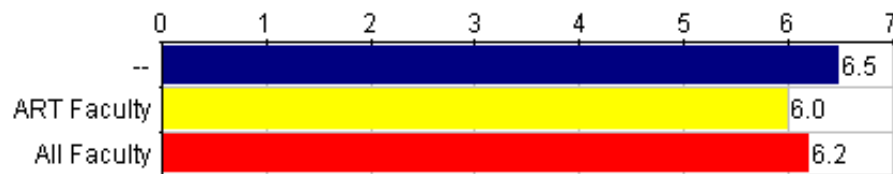
- ART-243 - A
- ART Courses
- All Courses

Course Questions General Questions	ART-243 - A										--- Survey Comparisons ---					
	Responses					Course					ART			All		
	U	P	G	VG	E	N	Mean	Med.	Mode	Std Dev	N	Mean	Pct Rnk	N	Mean	Pct Rnk
Q13 Overall rating of the course.	0	0	1	2	3	6	4.3	4.5	5	.75	65	4.4	44	1.9K	4.1	60

Responses: [U] unsatisfactory=1 [P] poor=2 [G] good=3 [VG] very good=4 [E] excellent=5
Pct Rnk: Percentile Rank (100 is best, calculated vs. precise Mean)

Q14 - Please explain or comment on the question above.

Response Rate: No participants responded to this question. (0 of 6)



Graph Legend

-
- ART Faculty
- All Faculty

Instructor Questions
General Instructor
Questions

--

--- **Survey Comparisons** ---

Instructor Questions	Responses						Individual					ART			All			
	SD	0	0	0	0	0	SA	N	Mean	Med.	Mode	Std Dev	N	Mean	Pct Rnk	N	Mean	Pct Rnk
<p>Q15 The instructor defined the plan for the course, including what was required of students (for example, stated the plan for the course in the syllabus, in the class).</p>	0	0	0	0	0	3	3	6	6.5	6.5	6,7	.50	64	6.0	94	1.8K	6.2	56

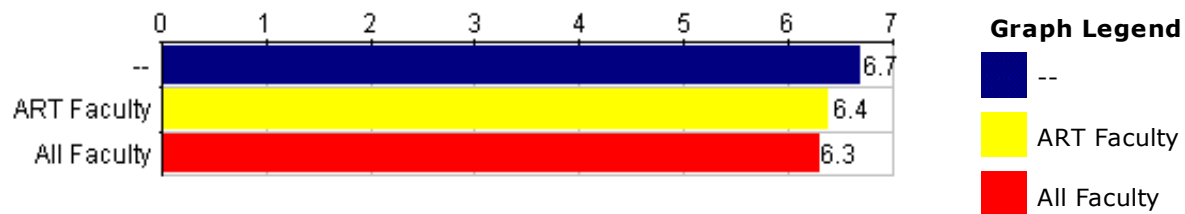
Responses: [SD] Strongly Disagree=1 [0] 0=2 [0] 0=3 [0] 0=4 [0] 0=5 [0] 0=6 [SA] Strongly Agree=7
Pct Rnk: Percentile Rank (100 is best, calculated vs. precise Mean)

Q16 - Please explain or comment on the question above.

Faculty: Ruby, Nellie

Response Rate: 33.33% (2 of 6)

- FUN
- The syllabus was more of an overview, but Nell made things more specific as the assignments came along.



Instructor Questions
General Instructor Questions

--

--- **Survey Comparisons** ---

Instructor Questions	Responses						Individual				ART			All				
	SD	0	0	0	0	0	SA	N	Mean	Med.	Mode	Std Dev	N	Mean	Pct Rnk	N	Mean	Pct Rnk
Q17 The instructor was available to students outside of class (for example, held office hours, responded to emails and other student efforts to contact the instructor).	0	0	0	0	0	2	4	6	6.7	7	7	.47	62	6.4	69	1.7K	6.3	65

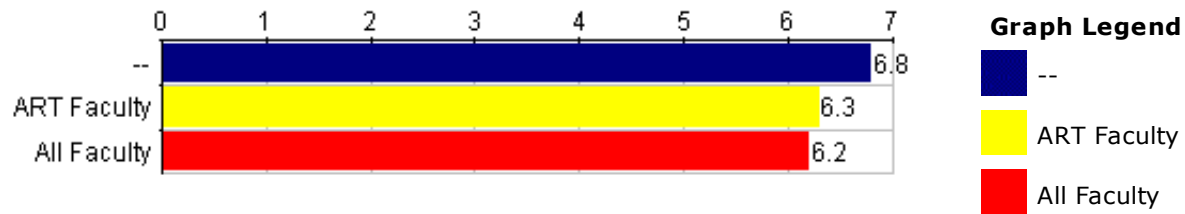
Responses: [SD] Strongly Disagree=1 [0] 0=2 [0] 0=3 [0] 0=4 [0] 0=5 [0] 0=6 [SA] Strongly Agree=7
Pct Rnk: Percentile Rank (100 is best, calculated vs. precise Mean)

Q18 - Please explain or comment on the question above.

Faculty: Ruby, Nellie

Response Rate: 16.67% (1 of 6)

- Nell was always willing to meet outside of class if necessary and always responded to emails.



Instructor Questions
General Instructor Questions

--

--- **Survey Comparisons** ---

	Responses						Individual				ART			All				
	SD	0	0	0	0	0	SA	N	Mean	Med.	Mode	Std Dev	N	Mean	Pct Rnk	N	Mean	Pct Rnk
Q19 The instructor clarified material that required further explanation (for example, listened to questions, responded to students).	0	0	0	0	0	1	5	6	6.8	7	7	.37	64	6.3	94	1.8K	6.2	83

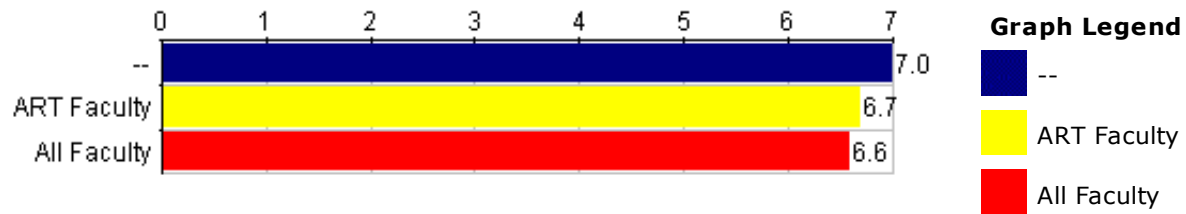
Responses: [SD] Strongly Disagree=1 [0] 0=2 [0] 0=3 [0] 0=4 [0] 0=5 [0] 0=6 [SA] Strongly Agree=7
Pct Rnk: Percentile Rank (100 is best, calculated vs. precise Mean)

Q20 - Please explain or comment on the question above.

Faculty: Ruby, Nellie

Response Rate: 16.67% (1 of 6)

- She always tried her best to answer questions.



Instructor Questions
General Instructor
Questions

--

--- **Survey Comparisons** ---

Instructor Questions	Responses						Individual						ART			All		
	SD	0	0	0	0	0	SA	N	Mean	Med.	Mode	Std Dev	N	Mean	Pct Rnk	N	Mean	Pct Rnk
Q21 The instructor treated students with respect.	0	0	0	0	0	0	6	6	7.0	7	7	0	64	6.7	81	1.8K	6.6	85

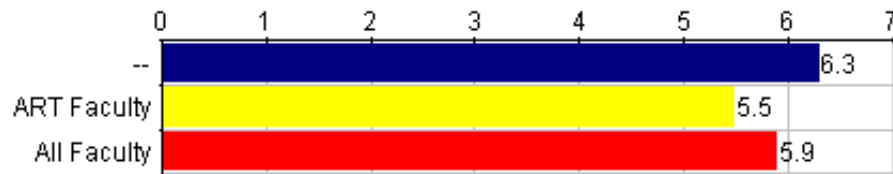
Responses: [SD] Strongly Disagree=1 [0] 0=2 [0] 0=3 [0] 0=4 [0] 0=5 [0] 0=6 [SA] Strongly Agree=7
Pct Rnk: Percentile Rank (100 is best, calculated vs. precise Mean)

Q22 - Please explain or comment on the question above.

Faculty: Ruby, Nellie

Response Rate: 16.67% (1 of 6)

- Always



Graph Legend

-
- ART Faculty
- All Faculty

**Instructor Questions
General Instructor
Questions**

--

--- **Survey Comparisons** ---

	Responses							Individual			ART			All				
	SD	0	0	0	0	0	SA	N	Mean	Med.	Mode	Std Dev	N	Mean	Pct Rnk	N	Mean	Pct Rnk
Q23 The instructor clearly defined how assignments would be evaluated.	0	0	0	0	1	2	3	6	6.3	6.5	7	.75	64	5.5	88	1.8K	5.9	63

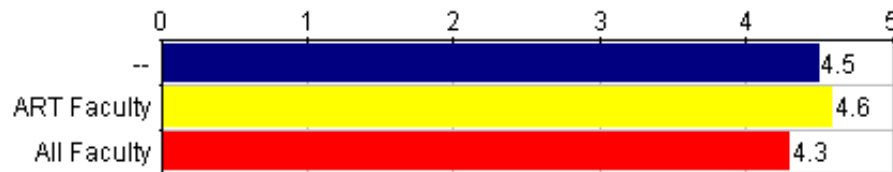
Responses: [SD] Strongly Disagree=1 [0] 0=2 [0] 0=3 [0] 0=4 [0] 0=5 [0] 0=6 [SA] Strongly Agree=7
Pct Rnk: Percentile Rank (100 is best, calculated vs. precise Mean)

Q24 - Please explain or comment on the question above.

Faculty: Ruby, Nellie

Response Rate: 16.67% (1 of 6)

- This was stated in the syllabus.



Graph Legend

-
- ART Faculty
- All Faculty

Instructor Questions General Instructor Questions	--										--- Survey Comparisons ---					
	Responses					Individual					ART			All		
	U	P	G	VG	E	N	Mean	Med.	Mode	Std Dev	N	Mean	Pct Rnk	N	Mean	Pct Rnk
Q25 Overall rating of the teaching of the course.	0	0	1	1	4	6	4.5	5	5	.76	64	4.6	31	1.8K	4.3	58

Responses: [U] unsatisfactory=1 [P] poor=2 [G] good=3 [VG] very good=4 [E] excellent=5
Pct Rnk: Percentile Rank (100 is best, calculated vs. precise Mean)

Q26 - Please explain or comment on the question above.

Faculty: Ruby, Nellie

Response Rate: 50.00% (3 of 6)

- Nell Ruby should not be allowed to retire, she should stay and teach my children. Thank you Nell!!!
- nell is a great teacher
- Nell is a great instructor.