

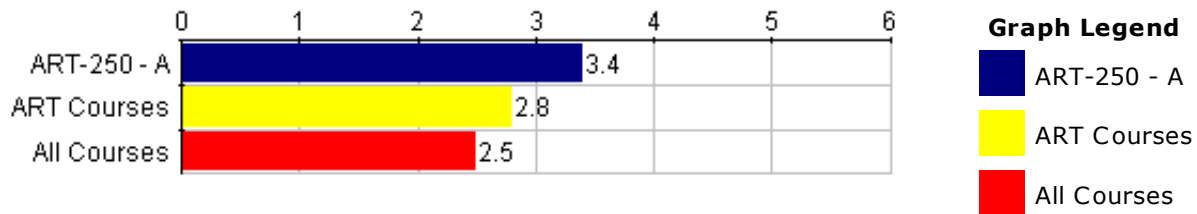
Course: ART-250 A - Spl Top Studio I: Digital Imag

Department: ART

Responsible Faculty: Nellie Ruby

Responses / Expected: 7 / 10

Overall Mean:
6.3 Strong Disagreement to Strong Agree (61 responses)
4.6 unsatisfactory to excellent (14 responses)
3.4 Class year (7 responses)
2.4 Reason for taking course (7 responses)

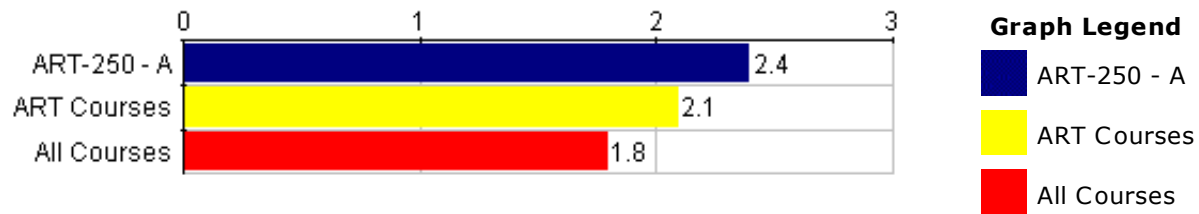


Student Demographics Student Year/Course Selection	ART-250 - A											--- Survey Comparisons ---					
	Responses							Course				ART			All		
	FY	S	J	S	MAT	P	N	Mean	Med.	Mode	Std Dev	N	Mean	Pct Rnk	N	Mean	Pct Rnk
Q1 What is your class year?	0	0	4	3	0	0	7	3.4	3	3	.49	60	2.8	81	2.5K	2.5	76

Responses: [FY] first year=1 [S] sophomore=2 [J] junior=3 [S] senior=4 [MAT] MAT=5 [P] PBPM=6
Pct Rnk: Percentile Rank (100 is best, calculated vs. precise Mean)

Q2 - If your class year is other, please specify.

Response Rate: No participants responded to this question. (0 of 7)

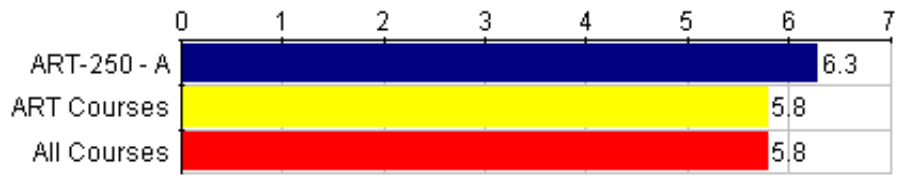


Student Demographics Student Year/Course Selection	ART-250 - A								--- Survey Comparisons ---					
	Responses				Course				ART			All		
	ADR	AMR	AE	N	Mean	Med.	Mode	Std Dev	N	Mean	Pct Rnk	N	Mean	Pct Rnk
Q3 I took this course as:	0	4	3	7	2.4	2	2	.49	62	2.1	81	2.4K	1.8	91

Responses: [ADR] a distributional requirement=1 [AMR] a major/minor requirement=2 [AE] an elective=3
Pct Rnk: Percentile Rank (100 is best, calculated vs. precise Mean)

Q4 - If the reason you took the course is other, please explain.

Response Rate: No participants responded to this question. (0 of 7)



Graph Legend

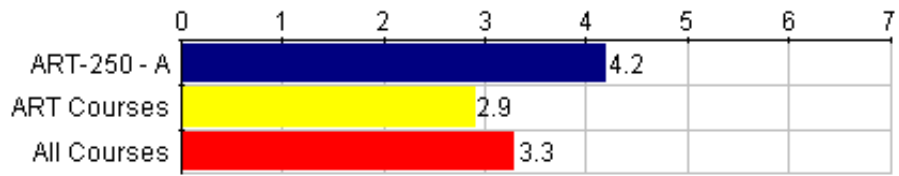
- ART-250 - A
- ART Courses
- All Courses

Course Questions General Questions	ART-250 - A											--- Survey Comparisons ---						
	Responses							Course				ART			All			
	SD	0	0	0	0	0	0	SA	N	Mean	Med.	Mode	Std Dev	N	Mean	Pct Rnk	N	Mean
Q5 There were aspects of the course that were especially effective in helping you learn.	0	0	0	0	1	3	3	7	6.3	6	6,7	.70	63	5.8	56	2.5K	5.8	66
Responses: [SD] Strongly Disagree=1 [0] 0=2 [0] 0=3 [0] 0=4 [0] 0=5 [0] 0=6 [SA] Strongly Agree=7 Pct Rnk: Percentile Rank (100 is best, calculated vs. precise Mean)																		

Q6 - Please explain or comment on the question above .

Response Rate: 57.14% (4 of 7)

- Actually using to programs to create things was extremely effective in helping me learn skills. Also just being taught some basic/intermediate level stuff and then being left to explore other aspects of the program was really helpful.
- I was able to learn programing that i would not have been able to learn otherwise.
- Nell Ruby is inspiring!
- I thought the first half was easier to understand than the second half.



Graph Legend

- ART-250 - A
- ART Courses
- All Courses

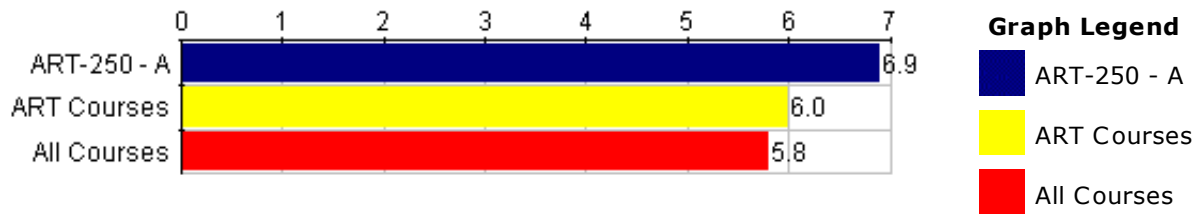
Course Questions General Questions	ART-250 - A												--- Survey Comparisons ---					
	Responses						Course						ART			All		
	SD	0	0	0	0	0	SA	N	Mean	Med.	Mode	Std Dev	N	Mean	Pct Rnk	N	Mean	Pct Rnk
Q7 There were aspects of the course that were not effective in helping you learn.	1	1	0	0	3	0	1	6	4.2	5	5	2.03	61	2.9	81	2.5K	3.3	83

Responses: [SD] Strongly Disagree=1 [0] 0=2 [0] 0=3 [0] 0=4 [0] 0=5 [0] 0=6 [SA] Strongly Agree=7
Pct Rnk: Percentile Rank (100 is best, calculated vs. precise Mean)

Q8 - Please explain or comment on the question above.

Response Rate: 57.14% (4 of 7)

- Technical difficulties held up our learning process at times. I think getting the machines up to snuff and making sure all of the equipment is functional and properly connected would help resolve those issues for the next time this course is taught.
- The software we were using was very complex and sometimes I just didn't know how to do something. There wasn't always someone available to help out. We also had a lot of problem with the technology in the class. So one week we could really work on anything. Then the printer would get fixed and we had to finish up one project while working on another.
- my experience with Calvin is that I know as much about Macs as he does, so days when he came in to help us out with the technology weren't so helpful to me.
- All of the equipment needs to be working properly...ie: printer, computer (hardware and software)



Course Questions General Questions	ART-250 - A											--- Survey Comparisons ---						
	Responses						Course					ART			All			
	SD	0	0	0	0	0	SA	N	Mean	Med.	Mode	Std Dev	N	Mean	Pct Rnk	N	Mean	Pct Rnk
Q9 This course was intellectually challenging.	0	0	0	0	0	1	6	7	6.9	7	7	.35	63	6.0	94	2.5K	5.8	95

Responses: [SD] Strongly Disagree=1 [0] 0=2 [0] 0=3 [0] 0=4 [0] 0=5 [0] 0=6 [SA] Strongly Agree=7
Pct Rnk: Percentile Rank (100 is best, calculated vs. precise Mean)

Q10 - Please explain or comment on the question above.

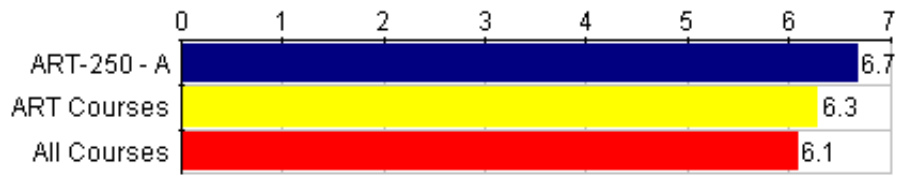
Response Rate: 42.86% (3 of 7)

- This course was very challenging creatively. I really had to invest a large amount of time into my projects, but in the end all of that energy was worth it.
I spent a lot of time thinking about the class and the projects.
- after the class where the alphabet book was explained, I went around the school looking at the campus in a whole new light. I saw bits of architecture that most people probably hadn't ever noticed. this is exactly what an art class is supposed to make you do - look at the world in a different light, at a different angle.
- I think it was challenging to learn how to manipulate digital imaging

Q11 - Please explain or comment on the question above.

Response Rate: 14.29% (1 of 7)

- there is no question above.



Graph Legend

- ART-250 - A
- ART Courses
- All Courses

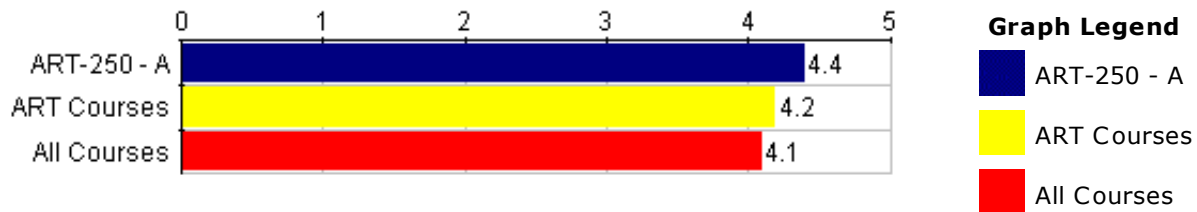
**Course Questions
General Questions**

ART-250 - A

--- Survey Comparisons ---

Course Questions General Questions	ART-250 - A											--- Survey Comparisons ---						
	Responses						Course					ART			All			
	SD	0	0	0	0	0	SA	N	Mean	Med.	Mode	Std Dev	N	Mean	Pct Rnk	N	Mean	Pct Rnk
Q12 I made positive contributions to this course (for example, preparing for class, attending class regularly, participating in class discussions, and listening to others).	0	0	0	0	1	0	6	7	6.7	7	7	.70	64	6.3	94	2.5K	6.1	92

Responses: [SD] Strongly Disagree=1 [0] 0=2 [0] 0=3 [0] 0=4 [0] 0=5 [0] 0=6 [SA] Strongly Agree=7
Pct Rnk: Percentile Rank (100 is best, calculated vs. precise Mean)



Course Questions General Questions	ART-250 - A										--- Survey Comparisons ---					
	Responses					Course					ART			All		
	U	P	G	VG	E	N	Mean	Med.	Mode	Std Dev	N	Mean	Pct Rnk	N	Mean	Pct Rnk
Q13 Overall rating of the course.	0	0	0	4	3	7	4.4	4	4	.49	64	4.2	56	2.5K	4.1	73

Responses: [U] unsatisfactory=1 [P] poor=2 [G] good=3 [VG] very good=4 [E] excellent=5
Pct Rnk: Percentile Rank (100 is best, calculated vs. precise Mean)

Q14 - Please explain or comment on the question above.

Response Rate: 28.57% (2 of 7)

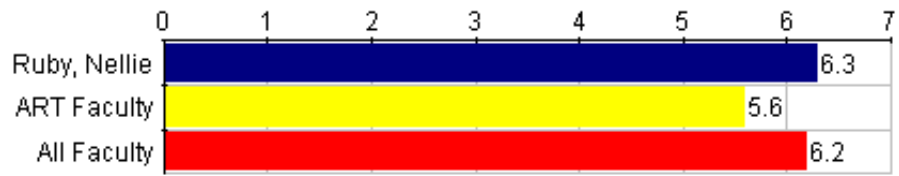
loved the course itself.

the technology however... less so.

the alphabet book got very frustrating at the end when the printer didn't work. I think everyone just wanted the project to be over, and stopped caring as much after the 2nd or 3rd printer failure. once things were kindof working again, we had little time left to finish the project, and as a result, I don't think the end products were nearly as good as they might have been if we weren't so burnt out.

- also, for a printer that big, and that expensive, the print quality is NOT GOOD. there are vertical/horizontal lines (depending on page layout) where you can tell the printer started laying down its next line of ink - NOT ACCEPTABLE! I mean, if you wanted a solid blue background, you don't expect to see a striping pattern where you wanted a SOLID color. ugh! this also ruined the quality of the finished work. what are the people applying to advanced art degrees supposed to do? show off their book that they worked 2 months on, printed on nice paper, with a supposedly nice printer, where the print-quality is terrible? people could get turned away from an awesome grad school, or a good career.

- I absolutely loved this class. This is truly what an Agnes class should feel like. by working with my classmates I got to know them and we shared a special experience over this semester. I was a little worried about using all the technology and working with people of different backgrounds artwise, but the entire time I felt challenged, capable and supported the entire time.



Graph Legend

- Ruby, Nellie
- ART Faculty
- All Faculty

**Instructor Questions
General Instructor
Questions**

Ruby, Nellie

--- Survey Comparisons ---

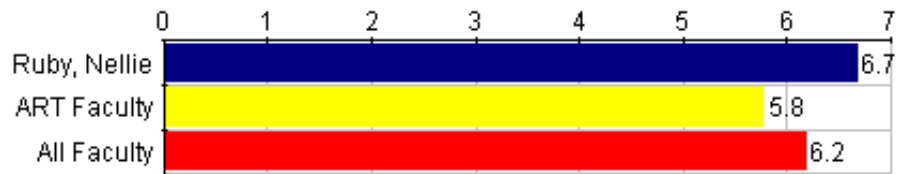
	Responses											Individual						ART			All		
	SD	0	0	0	0	0	0	SA	N	Mean	Med.	Mode	Std Dev	N	Mean	Pct Rnk	N	Mean	Pct Rnk				
Q15 The instructor defined the plan for the course, including what was required of students (for example, stated the plan for the course in the syllabus, in the class).	0	0	0	0	1	3	3	7	6.3	6	6,7	.70	64	5.6	94	2.5K	6.2	40					

Responses: [SD] Strongly Disagree=1 [0] 0=2 [0] 0=3 [0] 0=4 [0] 0=5 [0] 0=6 [SA] Strongly Agree=7
Pct Rnk: Percentile Rank (100 is best, calculated vs. precise Mean)

Q16 - Please explain or comment on the question above.

Faculty: Ruby, Nellie

Response Rate: No participants responded to this question. (0 of 7)



Graph Legend

- Ruby, Nellie
- ART Faculty
- All Faculty

**Instructor Questions
General Instructor
Questions**

Ruby, Nellie

--- Survey Comparisons ---

Responses		Individual			ART			All											
SD	0	0	0	0	0	0	0	0	0	0	0	0	0	0	0	0	0	0	0
SA	N	Mean	Med.	Mode	Std Dev	N	Mean	Pct Rnk	N	Mean	Pct Rnk								

Q17 The instructor was available to students outside of class (for example, held office hours, responded to emails and other student efforts to contact the instructor).

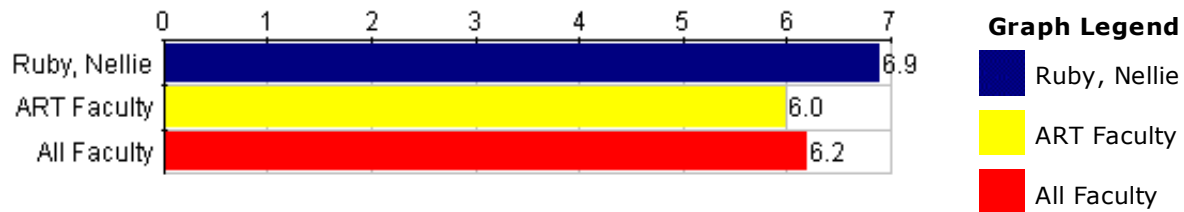
0	0	0	0	0	0	2	5	7	6.7	7	7	.45	59	5.8	69	2.4K	6.2	79
---	---	---	---	---	---	---	---	---	-----	---	---	-----	----	-----	----	------	-----	----

Responses: [SD] Strongly Disagree=1 [0] 0=2 [0] 0=3 [0] 0=4 [0] 0=5 [0] 0=6 [SA] Strongly Agree=7
Pct Rnk: Percentile Rank (100 is best, calculated vs. precise Mean)

Q18 - Please explain or comment on the question above.

Faculty: Ruby, Nellie

Response Rate: No participants responded to this question. (0 of 7)



Instructor Questions General Instructor Questions	Ruby, Nellie											--- Survey Comparisons ---						
	Responses						Individual					ART			All			
	SD	0	0	0	0	0	SA	N	Mean	Med.	Mode	Std Dev	N	Mean	Pct Rnk	N	Mean	Pct Rnk
Q19 The instructor clarified material that required further explanation (for example, listened to questions, responded to students).	0	0	0	0	0	1	6	7	6.9	7	7	.35	64	6.0	94	2.5K	6.2	88

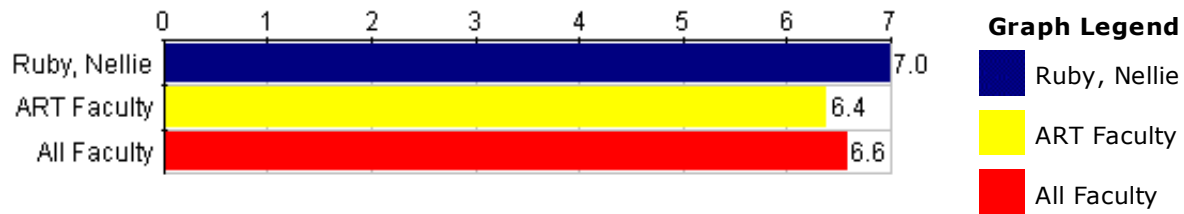
Responses: [SD] Strongly Disagree=1 [0] 0=2 [0] 0=3 [0] 0=4 [0] 0=5 [0] 0=6 [SA] Strongly Agree=7
Pct Rnk: Percentile Rank (100 is best, calculated vs. precise Mean)

Q20 - Please explain or comment on the question above.

Faculty: Ruby, Nellie

Response Rate: 28.57% (2 of 7)

- Nell would always clarify points if they were not clear.
- There was never a time where I reached out to Nell on email and she didn't respond right back. And in class I always looked forward to talking to her and getting her feedback, because everything she said reassured me and sparked understanding and motivation.



Instructor Questions General Instructor Questions	Ruby, Nellie											--- Survey Comparisons ---						
	Responses						Individual					ART			All			
	SD	0	0	0	0	0	SA	N	Mean	Med.	Mode	Std Dev	N	Mean	Pct Rnk	N	Mean	Pct Rnk
Q21 The instructor treated students with respect.	0	0	0	0	0	0	7	7	7.0	7	7	0	64	6.4	94	2.5K	6.6	89

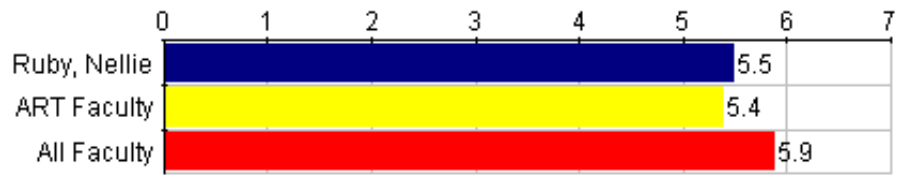
Responses: [SD] Strongly Disagree=1 [0] 0=2 [0] 0=3 [0] 0=4 [0] 0=5 [0] 0=6 [SA] Strongly Agree=7
Pct Rnk: Percentile Rank (100 is best, calculated vs. precise Mean)

Q22 - Please explain or comment on the question above.

Faculty: Ruby, Nellie

Response Rate: 14.29% (1 of 7)

- Nell treats everyone with so much respect. I really felt that even though I was working to complete assignments I was still completely free to create my own work because she respects by ability to create.



Graph Legend

- Ruby, Nellie
- ART Faculty
- All Faculty

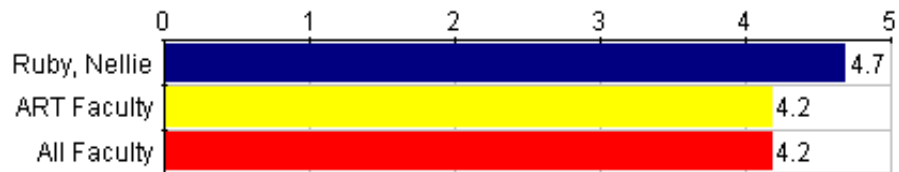
Instructor Questions General Instructor Questions	Ruby, Nellie										--- Survey Comparisons ---											
	Responses					Individual					ART			All								
	SD	0	0	0	0	0	0	1	2	2	1	6	5.5	5.5	5,6	.96	63	5.4	56	2.5K	5.9	23
Q23	The instructor clearly defined how assignments would be evaluated.																					
Responses: [SD] Strongly Disagree=1 [0] 0=2 [0] 0=3 [0] 0=4 [0] 0=5 [0] 0=6 [SA] Strongly Agree=7 Pct Rnk: Percentile Rank (100 is best, calculated vs. precise Mean)																						

Q24 - Please explain or comment on the question above.

Faculty: Ruby, Nellie

Response Rate: 57.14% (4 of 7)

- I enjoyed knowing how projects were to be graded and I appreciate the feedback once we had completed our projects about what worked and what didn't.
- this is the only thing I think you weren't as clear about. I think when we got the first set of grades (because we had to delay the project 'cause the printer didn't work...) for the alphabet project I believe was the first time I saw the breakdown of the grading of that project.
- A syllabus with detailed information on the grading scale would be helpful
- I still dont know how the video will be evaluated.



Graph Legend

- Ruby, Nellie
- ART Faculty
- All Faculty

Instructor Questions General Instructor Questions	Ruby, Nellie										--- Survey Comparisons ---					
	Responses					Individual					ART			All		
	U	P	G	VG	E	N	Mean	Med.	Mode	Std Dev	N	Mean	Pct Rnk	N	Mean	Pct Rnk
Q25 Overall rating of the teaching of the course.	0	0	0	2	5	7	4.7	5	5	.45	64	4.2	75	2.5K	4.2	79

Responses: [U] unsatisfactory=1 [P] poor=2 [G] good=3 [VG] very good=4 [E] excellent=5
Pct Rnk: Percentile Rank (100 is best, calculated vs. precise Mean)

Q26 - Please explain or comment on the question above.

Faculty: Ruby, Nellie

Response Rate: 28.57% (2 of 7)

- There was only some difficulty around the age of the computers and the number of printers available. It would be nice and easier to gain the most for the class if we had updated software and working printers.
- This is a class I will never forget. It was dynamic and engaging and so much fun. Nell is a star!

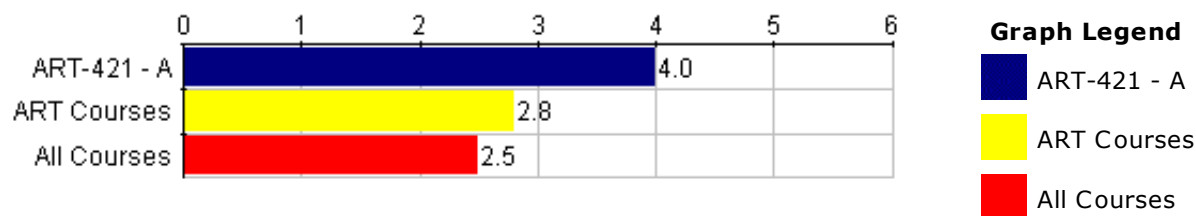
Course: ART-421 A - Advanced Studio I

Department: ART

Responsible Faculty: Nellie Ruby

Responses / Expected: 3 / 5

Overall Mean:
6.1 Strong Disagreement to Strong Agree (27 responses)
4.2 unsatisfactory to excellent (6 responses)
4.0 Class year (3 responses)
2.3 Reason for taking course (3 responses)

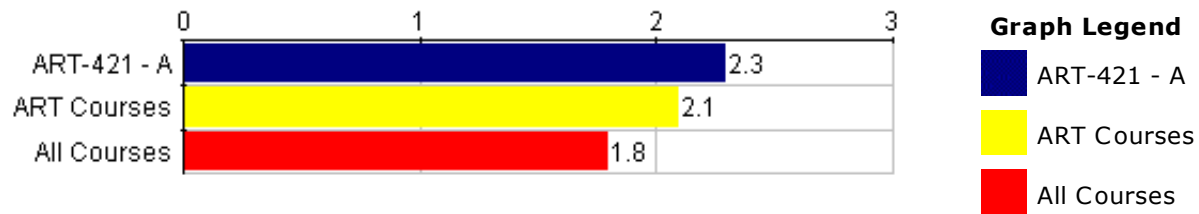


Student Demographics Student Year/Course Selection	ART-421 - A											--- Survey Comparisons ---					
	Responses							Course				ART			All		
	FY	S	J	S	MAT	P	N	Mean	Med.	Mode	Std Dev	N	Mean	Pct Rnk	N	Mean	Pct Rnk
Q1 What is your class year?	0	0	0	3	0	0	3	4.0	4	4	0	60	2.8	94	2.5K	2.5	91

Responses: [FY] first year=1 [S] sophomore=2 [J] junior=3 [S] senior=4 [MAT] MAT=5 [P] PBPM=6
Pct Rnk: Percentile Rank (100 is best, calculated vs. precise Mean)

Q2 - If your class year is other, please specify.

Response Rate: No participants responded to this question. (0 of 3)

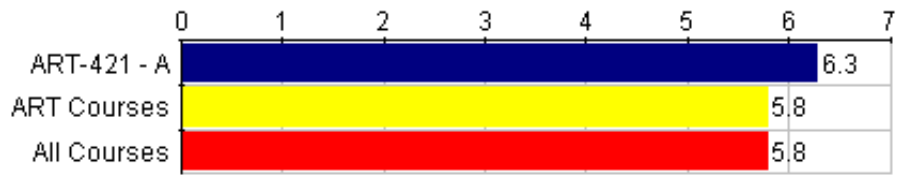


Student Demographics Student Year/Course Selection	ART-421 - A								--- Survey Comparisons ---					
	Responses				Course				ART			All		
	ADR	AMR	AE	N	Mean	Med.	Mode	Std Dev	N	Mean	Pct Rnk	N	Mean	Pct Rnk
Q3 I took this course as:	0	2	1	3	2.3	2	2	.47	62	2.1	69	2.4K	1.8	88

Responses: [ADR] a distributional requirement=1 [AMR] a major/minor requirement=2 [AE] an elective=3
Pct Rnk: Percentile Rank (100 is best, calculated vs. precise Mean)

Q4 - If the reason you took the course is other, please explain.

Response Rate: No participants responded to this question. (0 of 3)



Graph Legend

- ART-421 - A
- ART Courses
- All Courses

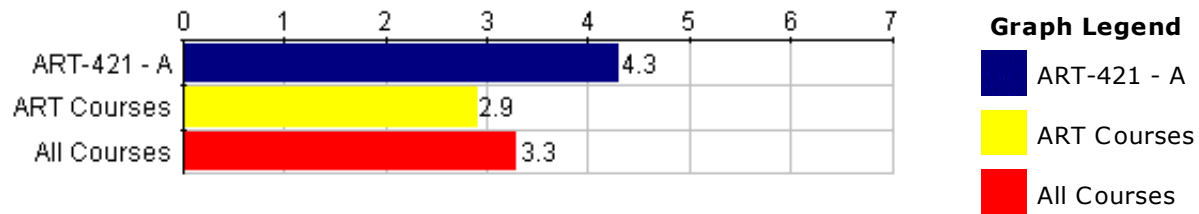
Course Questions General Questions	ART-421 - A											--- Survey Comparisons ---						
	Responses						Course					ART			All			
	SD	0	0	0	0	0	SA	N	Mean	Med.	Mode	Std Dev	N	Mean	Pct Rnk	N	Mean	Pct Rnk
Q5 There were aspects of the course that were especially effective in helping you learn.	0	0	0	0	1	0	2	3	6.3	7	7	.94	63	5.8	69	2.5K	5.8	70

Responses: [SD] Strongly Disagree=1 [0] 0=2 [0] 0=3 [0] 0=4 [0] 0=5 [0] 0=6 [SA] Strongly Agree=7
Pct Rnk: Percentile Rank (100 is best, calculated vs. precise Mean)

Q6 - Please explain or comment on the question above .

Response Rate: 66.67% (2 of 3)

- A lot of public speaking and presentations that I would otherwise never have learned how to prepare for
- artist talks, process presentation/research,



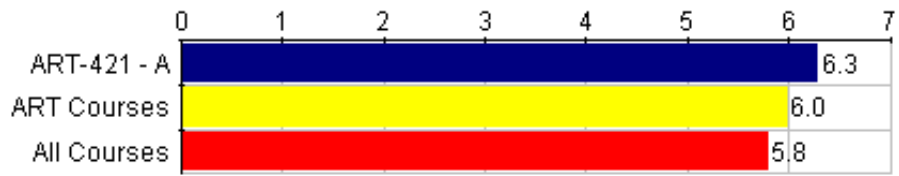
Course Questions General Questions	ART-421 - A										--- Survey Comparisons ---							
	Responses					Course					ART			All				
	SD	0	0	0	0	0	SA	N	Mean	Med.	Mode	Std Dev	N	Mean	Pct Rnk	N	Mean	Pct Rnk
Q7 There were aspects of the course that were not effective in helping you learn.	0	0	0	2	1	0	0	3	4.3	4	4	.47	61	2.9	94	2.5K	3.3	87

Responses: [SD] Strongly Disagree=1 [0] 0=2 [0] 0=3 [0] 0=4 [0] 0=5 [0] 0=6 [SA] Strongly Agree=7
Pct Rnk: Percentile Rank (100 is best, calculated vs. precise Mean)

Q8 - Please explain or comment on the question above.

Response Rate: 66.67% (2 of 3)

- There is too much in this one course, It seems like there needs to be a senior project course and a senior seminar that would contain the presentations and artist talks, as two separate courses
- Time could be used more efficiently sometimes. I would have preferred the gallery talks take up less time of the semester.



Graph Legend

- ART-421 - A
- ART Courses
- All Courses

Course Questions General Questions	ART-421 - A											--- Survey Comparisons ---						
	Responses						Course					ART			All			
	SD	0	0	0	0	0	SA	N	Mean	Med.	Mode	Std Dev	N	Mean	Pct Rnk	N	Mean	Pct Rnk
Q9 This course was intellectually challenging.	0	0	0	0	1	0	2	3	6.3	7	7	.94	63	6.0	56	2.5K	5.8	72

Responses: [SD] Strongly Disagree=1 [0] 0=2 [0] 0=3 [0] 0=4 [0] 0=5 [0] 0=6 [SA] Strongly Agree=7
Pct Rnk: Percentile Rank (100 is best, calculated vs. precise Mean)

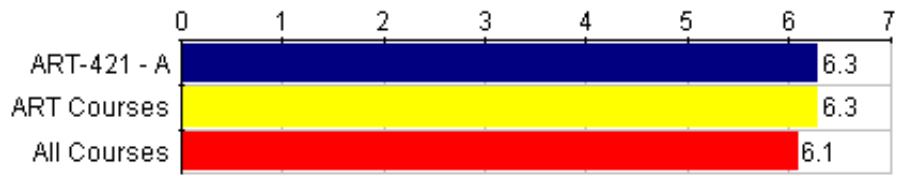
Q10 - Please explain or comment on the question above.

Response Rate: 33.33% (1 of 3)

- being able to work with Nell Katherine and Lisa was wonderful

Q11 - Please explain or comment on the question above.

Response Rate: No participants responded to this question. (0 of 3)



Graph Legend

- ART-421 - A
- ART Courses
- All Courses

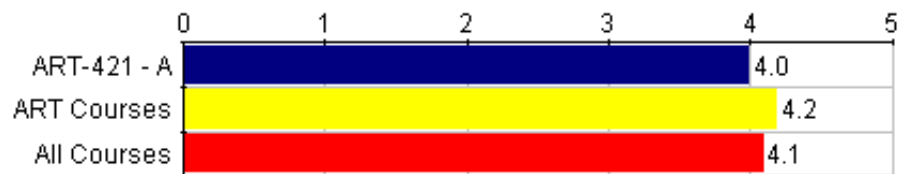
**Course Questions
General Questions**

ART-421 - A

--- Survey Comparisons ---

	Responses										Course			ART			All		
	SD	0	0	0	0	0	0	SA	N	Mean	Med.	Mode	Std Dev	N	Mean	Pct Rnk	N	Mean	Pct Rnk
Q12 I made positive contributions to this course (for example, preparing for class, attending class regularly, participating in class discussions, and listening to others).	0	0	0	0	1	0	2	3	6.3	7	7	.94	64	6.3	44	2.5K	6.1	68	

Responses: [SD] Strongly Disagree=1 [0] 0=2 [0] 0=3 [0] 0=4 [0] 0=5 [0] 0=6 [SA] Strongly Agree=7
Pct Rnk: Percentile Rank (100 is best, calculated vs. precise Mean)



Graph Legend

- ART-421 - A
- ART Courses
- All Courses

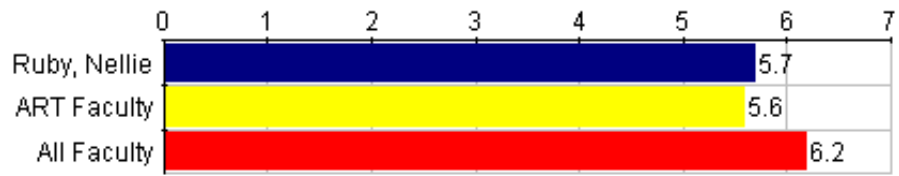
Course Questions General Questions	ART-421 - A										--- Survey Comparisons ---					
	Responses					Course					ART			All		
	U	P	G	VG	E	N	Mean	Med.	Mode	Std Dev	N	Mean	Pct Rnk	N	Mean	Pct Rnk
Q13 Overall rating of the course.	0	0	1	1	1	3	4.0	4	3,4,5	.82	64	4.2	38	2.5K	4.1	38

Responses: [U] unsatisfactory=1 [P] poor=2 [G] good=3 [VG] very good=4 [E] excellent=5
Pct Rnk: Percentile Rank (100 is best, calculated vs. precise Mean)

Q14 - Please explain or comment on the question above.

Response Rate: 33.33% (1 of 3)

- Its a hard and rewarding course



Graph Legend

- Ruby, Nellie
- ART Faculty
- All Faculty

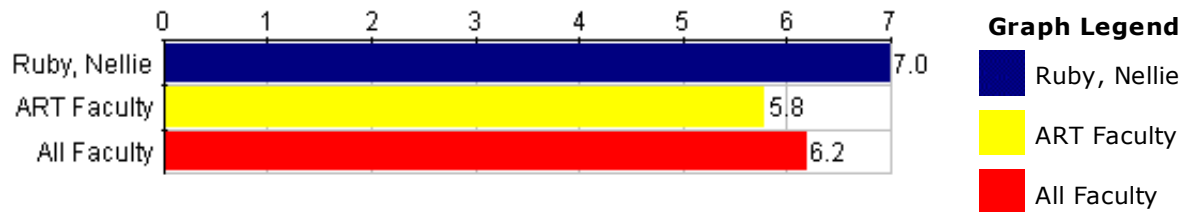
Instructor Questions General Instructor Questions	Ruby, Nellie											--- Survey Comparisons ---						
	Responses						Individual					ART			All			
	SD	0	0	0	0	0	SA	N	Mean	Med.	Mode	Std Dev	N	Mean	Pct Rnk	N	Mean	Pct Rnk
Q15 The instructor defined the plan for the course, including what was required of students (for example, stated the plan for the course in the syllabus, in the class).	0	0	0	1	0	1	1	3	5.7	6	4,6,7	1.25	64	5.6	31	2.5K	6.2	17

Responses: [SD] Strongly Disagree=1 [0] 0=2 [0] 0=3 [0] 0=4 [0] 0=5 [0] 0=6 [SA] Strongly Agree=7
Pct Rnk: Percentile Rank (100 is best, calculated vs. precise Mean)

Q16 - Please explain or comment on the question above.

Faculty: Ruby, Nellie

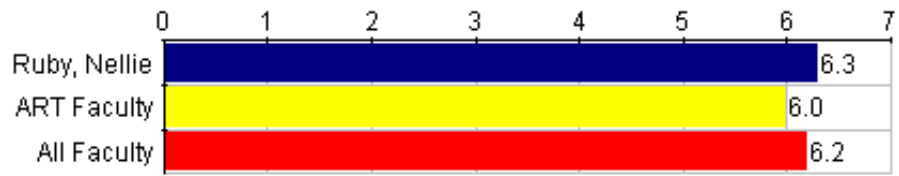
Response Rate: No participants responded to this question. (0 of 3)



Instructor Questions General Instructor Questions	Ruby, Nellie											--- Survey Comparisons ---						
	Responses						Individual					ART			All			
	SD	0	0	0	0	0	SA	N	Mean	Med.	Mode	Std Dev	N	Mean	Pct Rnk	N	Mean	Pct Rnk
Q17 The instructor was available to students outside of class (for example, held office hours, responded to emails and other student efforts to contact the instructor).	0	0	0	0	0	0	3	3	7.0	7	7	0	59	5.8	88	2.4K	6.2	95

Responses: [SD] Strongly Disagree=1 [0] 0=2 [0] 0=3 [0] 0=4 [0] 0=5 [0] 0=6 [SA] Strongly Agree=7
Pct Rnk: Percentile Rank (100 is best, calculated vs. precise Mean)

Q18 - Please explain or comment on the question above.
Faculty: Ruby, Nellie
Response Rate: No participants responded to this question. (0 of 3)



Graph Legend

- Ruby, Nellie
- ART Faculty
- All Faculty

Instructor Questions General Instructor Questions	Ruby, Nellie											--- Survey Comparisons ---						
	Responses						Individual					ART			All			
	SD	0	0	0	0	0	SA	N	Mean	Med.	Mode	Std Dev	N	Mean	Pct Rnk	N	Mean	Pct Rnk
Q19 The instructor clarified material that required further explanation (for example, listened to questions, responded to students).	0	0	0	0	1	0	2	3	6.3	7	7	.94	64	6.0	44	2.5K	6.2	44

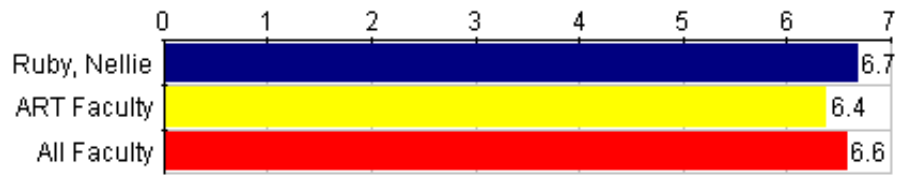
Responses: [SD] Strongly Disagree=1 [0] 0=2 [0] 0=3 [0] 0=4 [0] 0=5 [0] 0=6 [SA] Strongly Agree=7
Pct Rnk: Percentile Rank (100 is best, calculated vs. precise Mean)

Q20 - Please explain or comment on the question above.

Faculty: Ruby, Nellie

Response Rate: 33.33% (1 of 3)

- nell always does well with this



Graph Legend

- Ruby, Nellie
- ART Faculty
- All Faculty

Instructor Questions General Instructor Questions	Ruby, Nellie											--- Survey Comparisons ---						
	Responses						Individual					ART			All			
	SD	0	0	0	0	0	SA	N	Mean	Med.	Mode	Std Dev	N	Mean	Pct Rnk	N	Mean	Pct Rnk
Q21 The instructor treated students with respect.	0	0	0	0	0	1	2	3	6.7	7	7	.47	64	6.4	56	2.5K	6.6	41

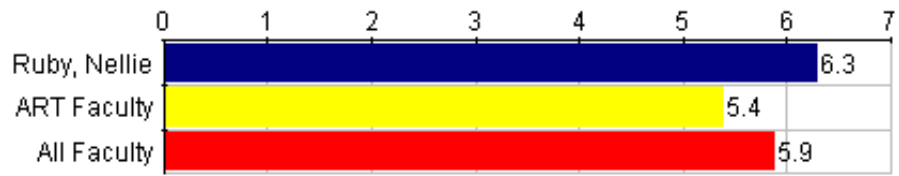
Responses: [SD] Strongly Disagree=1 [0] 0=2 [0] 0=3 [0] 0=4 [0] 0=5 [0] 0=6 [SA] Strongly Agree=7
Pct Rnk: Percentile Rank (100 is best, calculated vs. precise Mean)

Q22 - Please explain or comment on the question above.

Faculty: Ruby, Nellie

Response Rate: 66.67% (2 of 3)

- she is a very respectful person
- no doubt about it



Graph Legend

- Ruby, Nellie
- ART Faculty
- All Faculty

Instructor Questions General Instructor Questions	Ruby, Nellie											--- Survey Comparisons ---						
	Responses							Individual				ART			All			
	SD	0	0	0	0	0	0	SA	N	Mean	Med.	Mode	Std Dev	N	Mean	Pct Rnk	N	Mean
Q23 The instructor clearly defined how assignments would be evaluated.	0	0	0	0	1	0	2	3	6.3	7	7	.94	63	5.4	81	2.5K	5.9	67

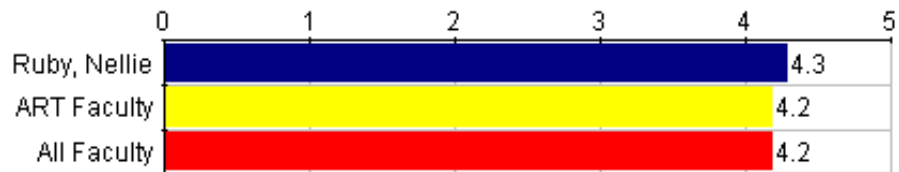
Responses: [SD] Strongly Disagree=1 [0] 0=2 [0] 0=3 [0] 0=4 [0] 0=5 [0] 0=6 [SA] Strongly Agree=7
Pct Rnk: Percentile Rank (100 is best, calculated vs. precise Mean)

Q24 - Please explain or comment on the question above.

Faculty: Ruby, Nellie

Response Rate: 66.67% (2 of 3)

- there was never any question of what was expected of us
- the rubrics were very helpful.



Graph Legend

- Ruby, Nellie
- ART Faculty
- All Faculty

Instructor Questions General Instructor Questions	Ruby, Nellie										--- Survey Comparisons ---					
	Responses					Individual					ART			All		
	U	P	G	VG	E	N	Mean	Med.	Mode	Std Dev	N	Mean	Pct Rnk	N	Mean	Pct Rnk
Q25 Overall rating of the teaching of the course.	0	0	1	0	2	3	4.3	5	5	.94	64	4.2	44	2.5K	4.2	48

Responses: [U] unsatisfactory=1 [P] poor=2 [G] good=3 [VG] very good=4 [E] excellent=5
Pct Rnk: Percentile Rank (100 is best, calculated vs. precise Mean)

Q26 - Please explain or comment on the question above.

Faculty: Ruby, Nellie

Response Rate: 33.33% (1 of 3)

- because the course is collaborative in nature, I found it incredibly frustrating/discouraging when my classmates were not on top of things, ie : consistently showing up late to class or missing class, missing exam/presentations, missing rehearsals, not being prepared, being ill-informed about assignments because of absences/not checking email consistently, etc.