


**Course:** ART-160 B - Visual Thinking I

**Department:** ART

**Responsible Faculty:** Nellie Ruby

**Responses / Expected:** 10 / 13

**Overall Mean:** 4.0  
 5.8 Strong Disagreement to Strong Agree (90 responses)  
 4.5 unsatisfactory to excellent (20 responses)  
 4.0 Unsatisfactory to Excellent w N/A (10 responses)  
 2.8 Class year (9 responses)  
 1.5 Reason for taking course (8 responses)



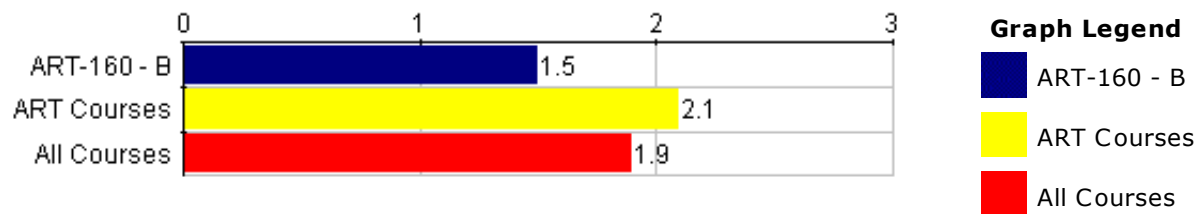
Student Demographics Student Year/Course Selection	ART-160 - B											--- Survey Comparisons ---					
	Responses							Course				ART			All		
	FY	S	J	S	MAT	P	N	Mean	Med.	Mode	Std Dev	N	Mean	Pct Rnk	N	Mean	Pct Rnk
Q1 What is your class year?	0	5	1	3	0	0	9	2.8	2	2	.92	108	2.9	17	2.7K	2.5	50

**Responses:** [FY] first year=1 [S] sophomore=2 [J] junior=3 [S] senior=4 [MAT] MAT=5 [P] PBPM=6  
**Pct Rnk:** Percentile Rank (100 is best, calculated vs. precise Mean)

**Q2 - If your class year is other, please specify.**

**Response Rate:** 10.00% (1 of 10)

- I'm not trying to get my degree from here.



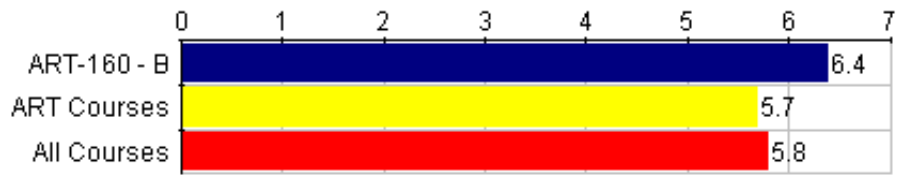
Student Demographics Student Year/Course Selection	ART-160 - B								--- Survey Comparisons ---					
	Responses				Course				ART			All		
	ADR	AMR	AE	N	Mean	Med.	Mode	Std Dev	N	Mean	Pct Rnk	N	Mean	Pct Rnk
<b>Q3</b> I took this course as:	4	4	0	8	1.5	1.5	1,2	.50	110	2.1	3	2.6K	1.9	18

**Responses:** [ADR] a distributional requirement=1 [AMR] a major/minor requirement=2 [AE] an elective=3  
**Pct Rnk:** Percentile Rank (100 is best, calculated vs. precise Mean)

**Q4 - If the reason you took the course is other, please explain.**

**Response Rate: 30.00% (3 of 10)**

- I was looking for a creative outlet at this particular time in my life.
- And also for fun!
- This course was a prereq. for ART/ANT-250, Nell& Dean Ruby overrode this prereq. & I decided to take it at the same time as an elective.



**Graph Legend**

- ART-160 - B
- ART Courses
- All Courses

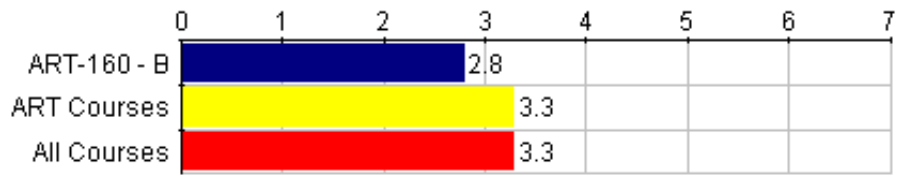
Course Questions General Questions	ART-160 - B												--- Survey Comparisons ---					
	Responses						Course						ART			All		
	SD	0	0	0	0	0	SA	N	Mean	Med.	Mode	Std Dev	N	Mean	Pct Rnk	N	Mean	Pct Rnk
Q5 There were aspects of the course that were especially effective in helping you learn.	0	0	0	0	0	6	4	10	6.4	6	6	.49	115	5.7	50	2.8K	5.8	76

**Responses:** [SD] Strongly Disagree=1 [0] 0=2 [0] 0=3 [0] 0=4 [0] 0=5 [0] 0=6 [SA] Strongly Agree=7  
**Pct Rnk:** Percentile Rank (100 is best, calculated vs. precise Mean)

**Q6 - Please explain or comment on the question above .**

**Response Rate: 50.00% (5 of 10)**

- This class allowed me to learn the basics of studio art. I appreciated the support i recieved in building a strong artistic base.
- I couldn't have asked for a more flexible course.
- personal feedback for examply during the charcoal self-portraits was beneficial and appreciated.
- The course was helpful in introducing effective basic methods used within a sampling of the main artistic mediums.
- Each exercise challenged me to see myself and the world around me in a different way (this was the mission of the course).



**Graph Legend**

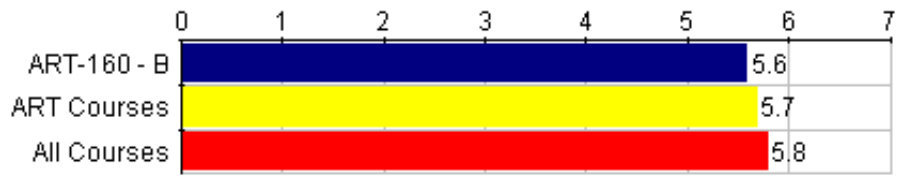
- ART-160 - B
- ART Courses
- All Courses

Course Questions General Questions	ART-160 - B											--- Survey Comparisons ---						
	Responses							Course				ART			All			
	SD	0	0	0	0	0	0	SA	N	Mean	Med.	Mode	Std Dev	N	Mean	Pct Rnk	N	Mean
Q7 There were aspects of the course that were not effective in helping you learn.	2	4	1	1	1	1	0	10	2.8	2	2	1.60	109	3.3	47	2.7K	3.3	39
<b>Responses:</b> [SD] Strongly Disagree=1 [0] 0=2 [0] 0=3 [0] 0=4 [0] 0=5 [0] 0=6 [SA] Strongly Agree=7 <b>Pct Rnk:</b> Percentile Rank (100 is best, calculated vs. precise Mean)																		

**Q8 - Please explain or comment on the question above.**

**Response Rate: 50.00%** (5 of 10)

- Some of the basic projects were boring to me and it took a lot to find the learning opportunity in it. I think this is because I was a little more advanced with my own techniques before i entered the class.
- initaly, assignments lacked clarity
- I think that I just didn't understand some things with this being my first foray into institutional art class.
- i didn't feel that the powerpoint was very helpful. i understand that it was supposed to teach us about unity and the elements of design, but i feel that i would have learned it better had it been something of a take home assignment to read a few pages about rather than spending a whole class period on the one powerpoint.
- i can't think of any...



**Graph Legend**

- ART-160 - B
- ART Courses
- All Courses

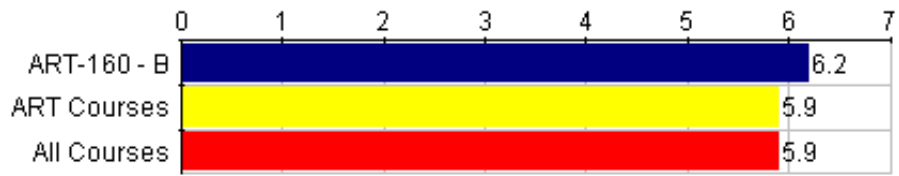
Course Questions General Questions	ART-160 - B												--- Survey Comparisons ---					
	Responses							Course					ART			All		
	SD	0	0	0	0	0	0	SA	N	Mean	Med.	Mode	Std Dev	N	Mean	Pct Rnk	N	Mean
Q9 This course was intellectually challenging.	0	0	1	1	2	3	3	10	5.6	6	6,7	1.28	114	5.7	30	2.8K	5.8	36

**Responses:** [SD] Strongly Disagree=1 [0] 0=2 [0] 0=3 [0] 0=4 [0] 0=5 [0] 0=6 [SA] Strongly Agree=7  
**Pct Rnk:** Percentile Rank (100 is best, calculated vs. precise Mean)

**Q10 - Please explain or comment on the question above.**

**Response Rate: 50.00% (5 of 10)**

- It challenged me to try new things/projects.
- Repeat answer from #8.
- i thought the course was intellectually as well as artistically and emotionally challenging. :) (as it should have been).
- It was nice being able to make connections during some of the projects with information I was learning in my other courses.
- i think it's one of those classes that requires a measure of reflection, understanding and application...



**Graph Legend**

- ART-160 - B
- ART Courses
- All Courses

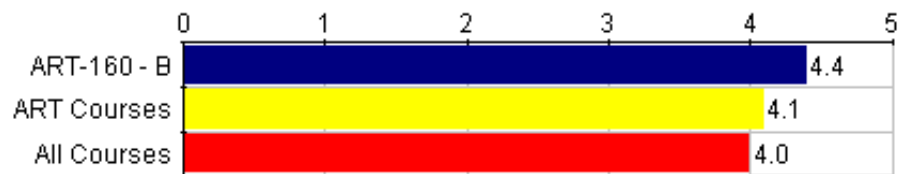
Course Questions General Questions	ART-160 - B												--- Survey Comparisons ---					
	Responses						Course						ART			All		
	SD	0	0	0	0	0	SA	N	Mean	Med.	Mode	Std Dev	N	Mean	Pct Rnk	N	Mean	Pct Rnk
Q11 I made positive contributions to this course (for example, preparing for class, attending class regularly, participating in class discussions, and listening to others).	0	0	0	0	2	4	4	10	6.2	6	6,7	.75	113	5.9	73	2.8K	5.9	63

**Responses:** [SD] Strongly Disagree=1 [0] 0=2 [0] 0=3 [0] 0=4 [0] 0=5 [0] 0=6 [SA] Strongly Agree=7  
**Pct Rnk:** Percentile Rank (100 is best, calculated vs. precise Mean)

**Q12 - Please explain or comment on the question above.**

**Response Rate: 40.00%** (4 of 10)

- I always felt safe to express myself.
- I don't know how positive but I did contribute whenever I was in class.
- Required attendance of all studio classes was helpful. also, the class environment was very positive, which helped foster positive participation from both myself and my classmates.
- sometimes i might talk too much but i think overall my classmates enjoyed my presence



**Graph Legend**

- ART-160 - B
- ART Courses
- All Courses

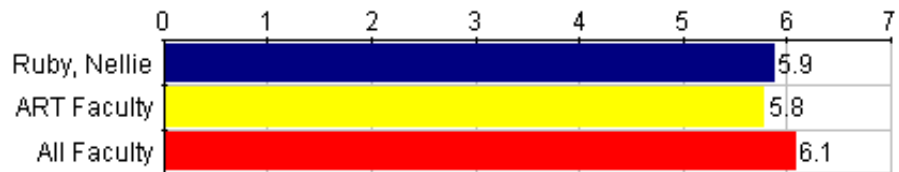
Course Questions General Questions	ART-160 - B										--- Survey Comparisons ---					
	Responses					Course					ART			All		
	U	P	G	VG	E	N	Mean	Med.	Mode	Std Dev	N	Mean	Pct Rnk	N	Mean	Pct Rnk
<b>Q13</b> Overall rating of the course.	0	0	0	6	4	10	4.4	4	4	.49	115	4.1	47	2.8K	4.0	67

**Responses:** [U] unsatisfactory=1 [P] poor=2 [G] good=3 [VG] very good=4 [E] excellent=5  
**Pct Rnk:** Percentile Rank (100 is best, calculated vs. precise Mean)

**Q14 - Please explain or comment on the question above.**

**Response Rate: 30.00%** (3 of 10)

- I love art and anytime i get to grow in the field i am excited.
- I think it could have been better had I applied myself more and allowed my personal issues get in the way.
- I feel like I learned a fair amount in the time allowed in one semester. The class also provided positive interaction between a divers group of students.



**Graph Legend**

- Ruby, Nellie
- ART Faculty
- All Faculty

**Instructor Questions**  
**General Instructor Questions**

**Ruby, Nellie**

**--- Survey Comparisons ---**

Responses		Individual				ART			All								
SD	0	0	0	0	0	SA	N	Mean	Med.	Mode	Std Dev	N	Mean	Pct Rnk	N	Mean	Pct Rnk

<p><b>Q15</b> The instructor defined the plan for the course, including what was required of students (for example, stated the plan for the course in the syllabus, in the class).</p>	0	0	0	2	0	5	3	10	5.9	6	6	1.04	114	5.8	30	2.8K	6.1	23
--	---	---	---	---	---	---	---	----	-----	---	---	------	-----	-----	----	------	-----	----

**Responses:** [SD] Strongly Disagree=1 [0] 0=2 [0] 0=3 [0] 0=4 [0] 0=5 [0] 0=6 [SA] Strongly Agree=7  
**Pct Rnk:** Percentile Rank (100 is best, calculated vs. precise Mean)

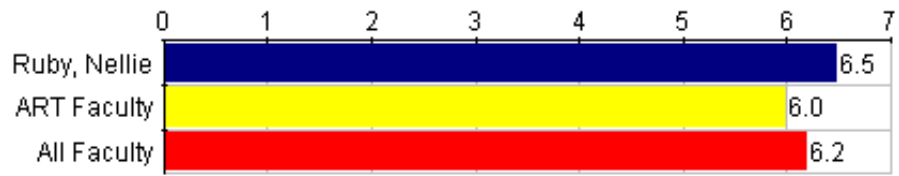
**Q16 - Please explain or comment on the question above.**

**Faculty: Ruby, Nellie**

**Response Rate: 50.00% (5 of 10)**

- Overall, I think things were made clear and if they weren't then the professor was willing to work with the class.
- We all received syllabuses. But again we were able to come back in and tweak some things to make it more accomodating for us.
- the changing of the syllabus a few times was hard to keep straight and follow. it would be nice if we could have stayed more on track with the first one and not had to adjust so often to a new set of deadlines.
- I hope that the deadlines for homework can be clearer.
- yes - but with some flexibility





**Graph Legend**

- Ruby, Nellie
- ART Faculty
- All Faculty

**Instructor Questions**  
**General Instructor Questions**

**Ruby, Nellie**

**--- Survey Comparisons ---**

Responses		Individual				ART			All								
SD	0	0	0	0	0	SA	N	Mean	Med.	Mode	Std Dev	N	Mean	Pct Rnk	N	Mean	Pct Rnk

The instructor was available to students outside of class (for example, held office hours, responded to emails and other student efforts to contact the instructor).

<b>Q17</b>	0	0	0	0	1	3	6	<b>10</b>	<b>6.5</b>	7	7	.67	<b>108</b>	<b>6.0</b>	47	<b>2.6K</b>	<b>6.2</b>	55
------------	---	---	---	---	---	---	---	-----------	------------	---	---	-----	------------	------------	----	-------------	------------	----

**Responses:** [SD] Strongly Disagree=1 [0] 0=2 [0] 0=3 [0] 0=4 [0] 0=5 [0] 0=6 [SA] Strongly Agree=7  
**Pct Rnk:** Percentile Rank (100 is best, calculated vs. precise Mean)

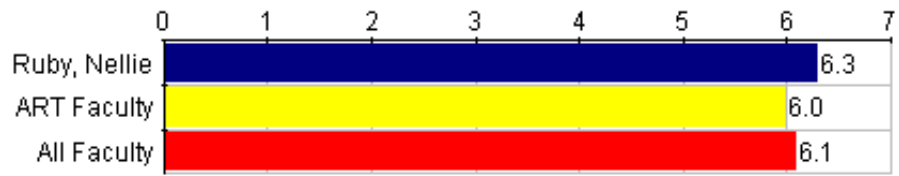
**Q18 - Please explain or comment on the question above.**

**Faculty: Ruby, Nellie**

**Response Rate: 40.00% (4 of 10)**

- I never felt as if i could not get in touch with the professor.
- Nell was outstanding in her willingness to be available to us.
- nell was always available to discuss projects as necessary

Not only did the instructor make herself available for students, she did so in a way that was very approachable for students. If a student was not able to meet the expectations for the course load it would have been noone else's fault because Nell communicated with us more than regularly about the attainability of the assignments as well as making herself very available.



**Graph Legend**

- Ruby, Nellie
- ART Faculty
- All Faculty

**Instructor Questions  
General Instructor  
Questions**

**Ruby, Nellie**

**--- Survey Comparisons ---**

	Responses											Individual						ART			All		
	SD	0	0	0	0	0	0	SA	N	Mean	Med.	Mode	Std Dev	N	Mean	Pct Rnk	N	Mean	Pct Rnk				
<b>Q19</b> The instructor clarified material that required further explanation (for example, listened to questions, responded to students).	0	0	0	0	1	5	4	10	6.3	6	6	.64	114	6.0	43	2.8K	6.1	45					

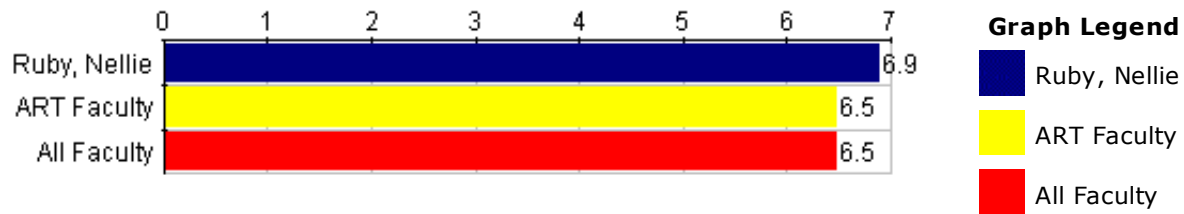
**Responses:** [SD] Strongly Disagree=1 [0] 0=2 [0] 0=3 [0] 0=4 [0] 0=5 [0] 0=6 [SA] Strongly Agree=7  
**Pct Rnk:** Percentile Rank (100 is best, calculated vs. precise Mean)

**Q20 - Please explain or comment on the question above.**

**Faculty: Ruby, Nellie**

**Response Rate: 30.00% (3 of 10)**

- She was a very good listener and responsive to the students needs.
- Repeat answer for #18.
- Always! And she was always open to ideas about how to approach the exercises. The sky was our limit and she gave us the wings!



Instructor Questions General Instructor Questions	Ruby, Nellie												--- Survey Comparisons ---					
	Responses						Individual						ART			All		
	SD	0	0	0	0	0	SA	N	Mean	Med.	Mode	Std Dev	N	Mean	Pct Rnk	N	Mean	Pct Rnk
Q21 The instructor treated students with respect.	0	0	0	0	0	1	9	10	6.9	7	7	.30	114	6.5	50	2.8K	6.5	70

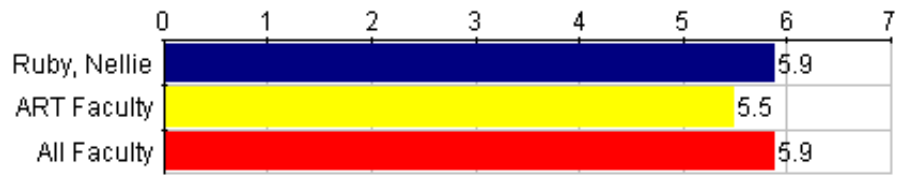
**Responses:** [SD] Strongly Disagree=1 [0] 0=2 [0] 0=3 [0] 0=4 [0] 0=5 [0] 0=6 [SA] Strongly Agree=7  
**Pct Rnk:** Percentile Rank (100 is best, calculated vs. precise Mean)

**Q22 - Please explain or comment on the question above.**

**Faculty:** Ruby, Nellie

**Response Rate:** 20.00% (2 of 10)

- I never felt as if my opinion didnt matter. I often felt respected and welcomed.
- Yes.



**Graph Legend**

- Ruby, Nellie
- ART Faculty
- All Faculty

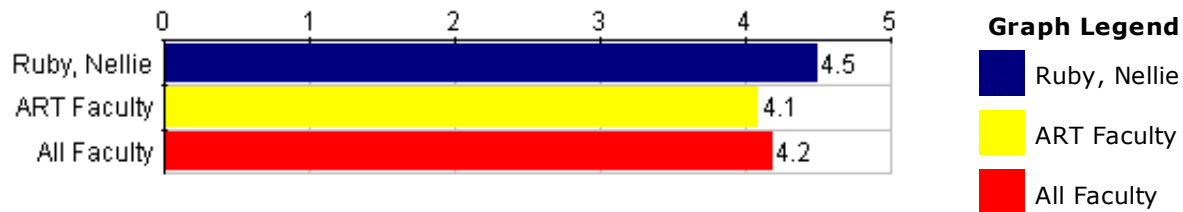
Instructor Questions General Instructor Questions	Ruby, Nellie											--- Survey Comparisons ---							
	Responses							Individual				ART			All				
	SD	0	0	0	0	4	3	SA	N	Mean	Med.	Mode	Std Dev	N	Mean	Pct Rnk	N	Mean	Pct Rnk
<b>Q23</b> The instructor clearly defined how assignments would be evaluated.	0	0	0	0	4	3	3	10	5.9	6	5	.83	113	5.5	57	2.7K	5.9	42	
<p><b>Responses:</b> [SD] Strongly Disagree=1 [0] 0=2 [0] 0=3 [0] 0=4 [0] 0=5 [0] 0=6 [SA] Strongly Agree=7</p> <p><b>Pct Rnk:</b> Percentile Rank (100 is best, calculated vs. precise Mean)</p>																			

**Q24 - Please explain or comment on the question above.**

**Faculty: Ruby, Nellie**

**Response Rate: 50.00% (5 of 10)**

- We were given guidelines.
- Repeat answer for #16.
- a more thorough explanation of process journal expectations would have been helpful (for example the one you sent out for P.J. #4 after it was due).
- Because there were some areas of the course that were experimental, there wasn't always a clear plan for assignment evaluations.
- i wasn't really sure how our overall grade would be calculated - if it was simply a total of all our journal entries or if other assignments were considered as well...



Instructor Questions General Instructor Questions	Ruby, Nellie										--- Survey Comparisons ---					
	Responses					Individual					ART			All		
	U	P	G	VG	E	N	Mean	Med.	Mode	Std Dev	N	Mean	Pct Rnk	N	Mean	Pct Rnk
<b>Q25</b> Overall rating of the teaching of the course.	0	0	0	5	5	10	4.5	4.5	4,5	.50	114	4.1	43	2.8K	4.2	64

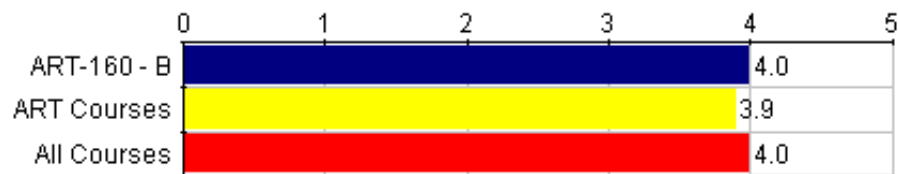
**Responses:** [U] unsatisfactory=1 [P] poor=2 [G] good=3 [VG] very good=4 [E] excellent=5  
**Pct Rnk:** Percentile Rank (100 is best, calculated vs. precise Mean)

**Q26 - Please explain or comment on the question above.**

**Faculty:** Ruby, Nellie

**Response Rate:** 60.00% (6 of 10)

- The professor worked with me individually to ensure i was always being challenged.
- Nell is AWESOME!!!  
Nell was a godsend for me.
- Thank You!
- Nell was always very helpful and encouraging.  
nell's teaching style is so subtle - yet very effective. art 160 is one of the classes i'm certain i'll continue to reflect on for a long time to come. because it involves more than just academic learning it, like the class, becomes a process over time not overnight...
- Nell's approach to teaching & learning is that she acknowledges that she is the instructor, but that it is an exchange of information between the community in the classroom. She opens the connection and gateway to exchange learning from her students and really gives you the opportunity to grow, learn, teach, express and see yourself in a new way. She is truly amazing!



**Graph Legend**

- ART-160 - B
- ART Courses
- All Courses

Survey Format Rating online form	ART-160 - B										--- Survey Comparisons ---					
	Responses					Course					ART			All		
	U	P	G	VG	E	N	Mean	Med.	Mode	Std Dev	N	Mean	Pct Rnk	N	Mean	Pct Rnk
Q27 How would you rate this online form compared to the paper forms previously administered in class?	0	0	4	2	4	10	4.0	4	3,5	.89	99	3.9	57	2.2K	4.0	50

**Responses:** [U] Unsatisfactory=1 [P] poor=2 [G] good=3 [VG] very good=4 [E] excellent=5  
**Pct Rnk:** Percentile Rank (100 is best, calculated vs. precise Mean)

**Q28 - Please explain or comment on the question above.**

**Response Rate: 40.00%** (4 of 10)

- It makes me tempted not to fill it out, even though I know it's important. It's just that it's so repetitive to do these surveys and if they're not handed out in class, I'm less likely to make myself do them.
- It works.
- I feel that this method is much more practical and convenient.
- very convenient!

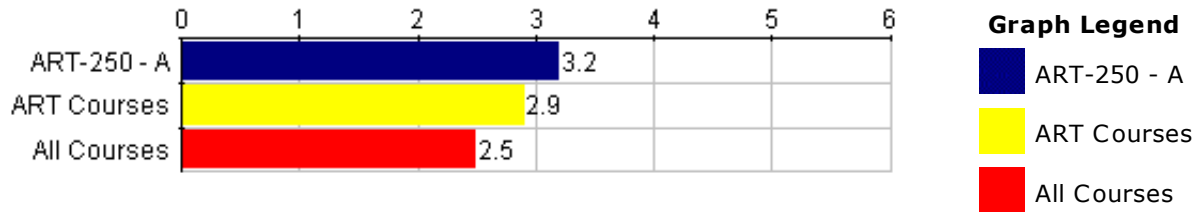
**Course:** ART-250 A - Spl Top: Learning From Campbel

**Department:** ART

**Responsible Faculty:** Nellie Ruby

**Responses / Expected:** 7 / 7

**Overall Mean:** **5.8** Strong Disagreement to Strong Agree (62 responses)  
**4.7** unsatisfactory to excellent (14 responses)  
**4.3** Unsatisfactory to Excellent w N/A (6 responses)  
**3.2** Class year (6 responses)  
**2.6** Reason for taking course (7 responses)



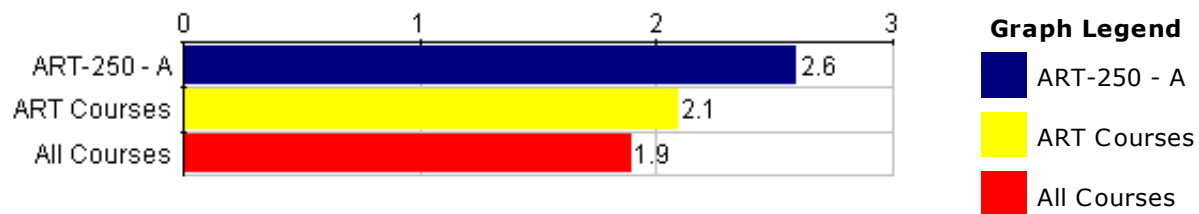
Student Demographics Student Year/Course Selection	ART-250 - A											--- Survey Comparisons ---					
	Responses						Course					ART			All		
	FY	S	J	S	MAT	P	N	Mean	Med.	Mode	Std Dev	N	Mean	Pct Rnk	N	Mean	Pct Rnk
Q1 What is your class year?	0	1	3	2	0	0	6	3.2	3	3	.69	108	2.9	43	2.7K	2.5	68

**Responses:** [FY] first year=1 [S] sophomore=2 [J] junior=3 [S] senior=4 [MAT] MAT=5 [P] PBPM=6  
**Pct Rnk:** Percentile Rank (100 is best, calculated vs. precise Mean)

**Q2 - If your class year is other, please specify.**

**Response Rate:** 14.29% (1 of 7)

- fifth year



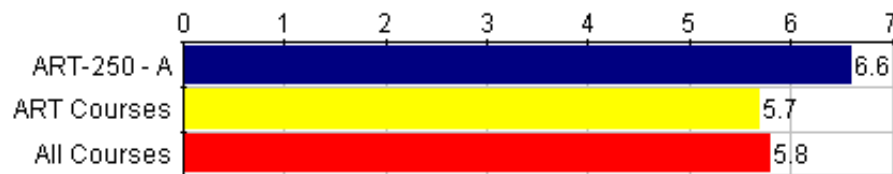
Student Demographics Student Year/Course Selection	ART-250 - A								--- Survey Comparisons ---					
	Responses				Course				ART			All		
	ADR	AMR	AE	N	Mean	Med.	Mode	Std Dev	N	Mean	Pct Rnk	N	Mean	Pct Rnk
Q3 I took this course as:	0	3	4	7	2.6	3	3	.49	110	2.1	77	2.6K	1.9	91

**Responses:** [ADR] a distributional requirement=1 [AMR] a major/minor requirement=2 [AE] an elective=3  
**Pct Rnk:** Percentile Rank (100 is best, calculated vs. precise Mean)

**Q4 - If the reason you took the course is other, please explain.**

**Response Rate: No participants responded to this question. (0 of 7)**





**Graph Legend**

- ART-250 - A
- ART Courses
- All Courses

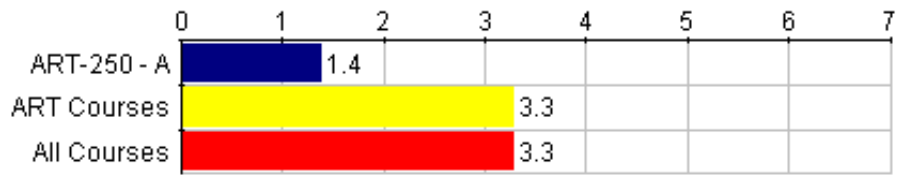
Course Questions General Questions	ART-250 - A											--- Survey Comparisons ---						
	Responses						Course					ART			All			
	SD	0	0	0	0	0	SA	N	Mean	Med.	Mode	Std Dev	N	Mean	Pct Rnk	N	Mean	Pct Rnk
Q5 There were aspects of the course that were especially effective in helping you learn.	0	0	0	1	0	0	6	7	6.6	7	7	1.05	115	5.7	57	2.8K	5.8	82

**Responses:** [SD] Strongly Disagree=1 [0] 0=2 [0] 0=3 [0] 0=4 [0] 0=5 [0] 0=6 [SA] Strongly Agree=7  
**Pct Rnk:** Percentile Rank (100 is best, calculated vs. precise Mean)

**Q6 - Please explain or comment on the question above .**

**Response Rate: 57.14% (4 of 7)**

- This class was very collaborative. Having dialogue and discussion between other students and professors was extremely effective in helping me understand the topics we discussed.
- The environment that was created in the classroom was incredibly supportive and open. Also, every student had a lot of control on what she wanted to research during the semester.
- I learned a lot about design elements, webpage design, sustainability all of which are all beneficiary to my future learning.
- Space to move in the direction I needed to go.



**Graph Legend**

- ART-250 - A
- ART Courses
- All Courses

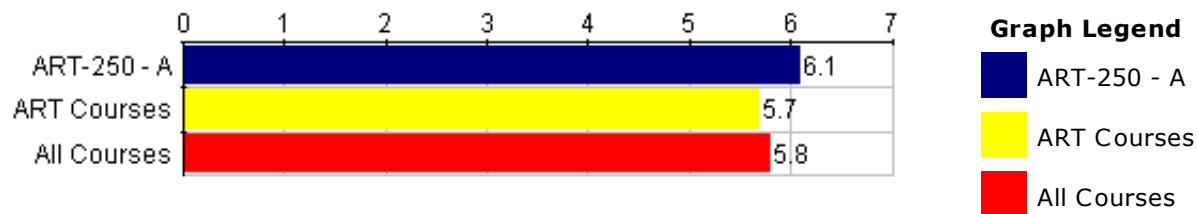
Course Questions General Questions	ART-250 - A											--- Survey Comparisons ---						
	Responses							Course				ART			All			
	SD	0	0	0	0	0	0	SA	N	Mean	Med.	Mode	Std Dev	N	Mean	Pct Rnk	N	Mean
Q7 There were aspects of the course that were not effective in helping you learn.	5	1	1	0	0	0	0	7	1.4	1	1	.73	109	3.3	3	2.7K	3.3	3

**Responses:** [SD] Strongly Disagree=1 [0] 0=2 [0] 0=3 [0] 0=4 [0] 0=5 [0] 0=6 [SA] Strongly Agree=7  
**Pct Rnk:** Percentile Rank (100 is best, calculated vs. precise Mean)

**Q8 - Please explain or comment on the question above.**

**Response Rate: 14.29%** (1 of 7)

- I understand that this class was a first, but I think it would help the students a little more if there were more set guidelines.



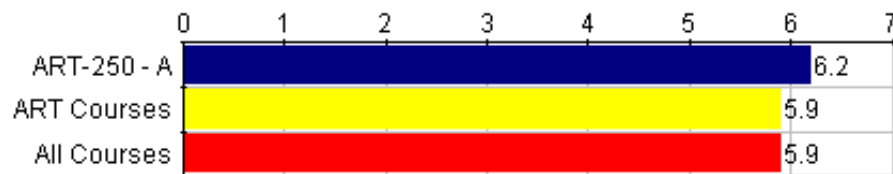
Course Questions General Questions	ART-250 - A												--- Survey Comparisons ---					
	Responses						Course						ART			All		
	SD	0	0	0	0	0	SA	N	Mean	Med.	Mode	Std Dev	N	Mean	Pct Rnk	N	Mean	Pct Rnk
Q9 This course was intellectually challenging.	0	0	0	1	1	1	4	7	6.1	7	7	1.12	114	5.7	57	2.8K	5.8	59

**Responses:** [SD] Strongly Disagree=1 [0] 0=2 [0] 0=3 [0] 0=4 [0] 0=5 [0] 0=6 [SA] Strongly Agree=7  
**Pct Rnk:** Percentile Rank (100 is best, calculated vs. precise Mean)

**Q10 - Please explain or comment on the question above.**

**Response Rate: 57.14% (4 of 7)**

- This course was so much more than I thought it would be. It was creatively inspiring, it caused me to ask a lot of questions, it allowed me to answer some. It allowed me to explore and experience things I probably would not have encountered.
- Before this class, I had never thought about my learning environments or how people use or do not use space.
- This course brought new material to light. You never study this normally, and it really helped me learn how to rethink how I perceive spaces.
- I was encouraged to challenge myself and was inspired by the class



**Graph Legend**

- ART-250 - A
- ART Courses
- All Courses

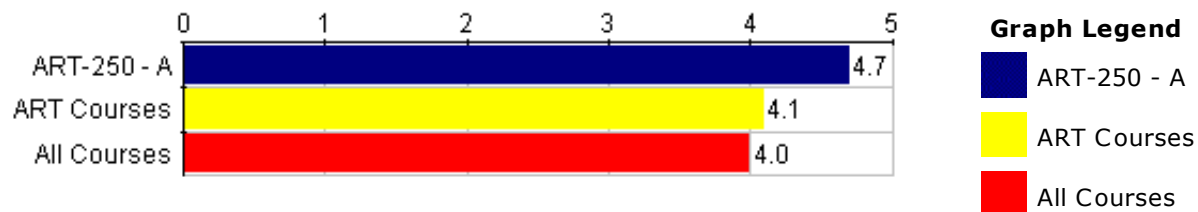
Course Questions General Questions	ART-250 - A											--- Survey Comparisons ---						
	Responses						Course					ART			All			
	SD	0	0	0	0	0	SA	N	Mean	Med.	Mode	Std Dev	N	Mean	Pct Rnk	N	Mean	Pct Rnk
Q11 I made positive contributions to this course (for example, preparing for class, attending class regularly, participating in class discussions, and listening to others).	0	1	0	0	0	0	5	6	6.2	7	7	1.86	113	5.9	63	2.8K	5.9	60

**Responses:** [SD] Strongly Disagree=1 [0] 0=2 [0] 0=3 [0] 0=4 [0] 0=5 [0] 0=6 [SA] Strongly Agree=7  
**Pct Rnk:** Percentile Rank (100 is best, calculated vs. precise Mean)

**Q12 - Please explain or comment on the question above.**

**Response Rate: 28.57%** (2 of 7)

- I think for success in this class you needed to show up to every class and participate in discussion. Interaction seemed to be the basis of all of the work that we did in this class.
- I did this without thinking - I was that engaged in the class.



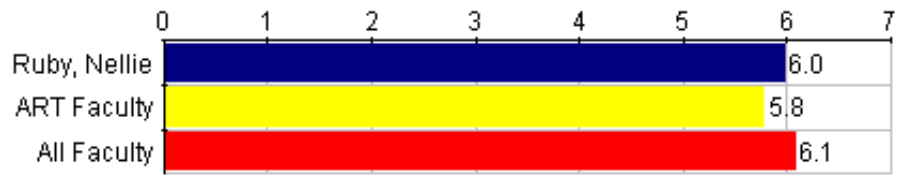
Course Questions General Questions	ART-250 - A										--- Survey Comparisons ---					
	Responses					Course					ART			All		
	U	P	G	VG	E	N	Mean	Med.	Mode	Std Dev	N	Mean	Pct Rnk	N	Mean	Pct Rnk
Q13 Overall rating of the course.	0	0	1	0	6	7	4.7	5	5	.70	115	4.1	60	2.8K	4.0	87

**Responses:** [U] unsatisfactory=1 [P] poor=2 [G] good=3 [VG] very good=4 [E] excellent=5  
**Pct Rnk:** Percentile Rank (100 is best, calculated vs. precise Mean)

**Q14 - Please explain or comment on the question above.**

**Response Rate: 85.71% (6 of 7)**

- I LOVED THIS CLASS. I love everyone ( I mean everyone) in this class. I felt like everyone made significant contributions to this class and everyone took it seriously and was geniunely interested in this project. I think
- Nell and Dean Zumwalt make a great team and they were really great as far as motivating us with our projects. I would say this class should be offered again for others to take it, but then again I would kind of prefer to be selfish and cherish this class as the one and only "Learning from Campbell" class.
  - It's always nice being the first to participate in something that has such a positive outcome and that will most likely create other similar, co-taught classes.
  - I wish we had a continuation of this course, or even a major relating to design and design principals.
  - The course needs to be more organized. Assignment grading should have been discussed more.
  - Top 3 best college experiences
  - This class has been absolutely amazing. It saddens me that it had to end. It was a great class that I thoroughly enjoyed more than any other.



**Graph Legend**

- Ruby, Nellie
- ART Faculty
- All Faculty

**Instructor Questions**  
**General Instructor Questions**

**Ruby, Nellie**

**--- Survey Comparisons ---**

	Responses											Individual						ART			All		
	SD	0	0	0	0	0	SA	N	Mean	Med.	Mode	Std Dev	N	Mean	Pct Rnk	N	Mean	Pct Rnk					
	<p><b>Q15</b> The instructor defined the plan for the course, including what was required of students (for example, stated the plan for the course in the syllabus, in the class).</p>	0	0	0	1	1	2	3	7	6.0	6	7	1.07	114	5.8	43	2.8K	6.1	31				

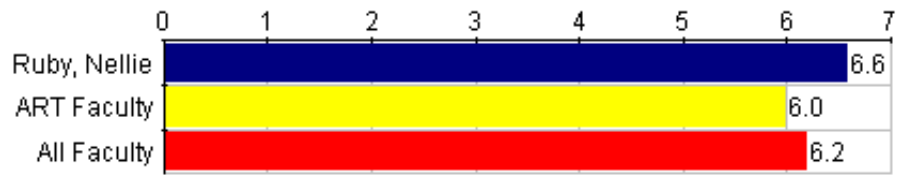
**Responses:** [SD] Strongly Disagree=1 [0] 0=2 [0] 0=3 [0] 0=4 [0] 0=5 [0] 0=6 [SA] Strongly Agree=7  
**Pct Rnk:** Percentile Rank (100 is best, calculated vs. precise Mean)

**Q16 - Please explain or comment on the question above.**

**Faculty:** Ruby, Nellie

**Response Rate:** 57.14% (4 of 7)

- This syllibus was a loose guide, but I think in some ways it was necessary to have a general timeline instead of strict deadlines. I think it allowed the class to evolve into what we as a class wanted it to.
- Because of the many things we all wanted to do and the lack of time we had, the schedule changed a lot.
- our plan was to come up with ideas for campbell, this was the major plan and our goal.
- that the plan was to have none!



**Graph Legend**

- Ruby, Nellie
- ART Faculty
- All Faculty

**Instructor Questions  
General Instructor  
Questions**

**Ruby, Nellie**

**--- Survey Comparisons ---**

Responses		Individual				ART			All			
SD	SA	N	Mean	Med.	Mode	Std Dev	N	Mean	Pct Rnk	N	Mean	Pct Rnk

**Q17** The instructor was available to students outside of class (for example, held office hours, responded to emails and other student efforts to contact the instructor).

0	0	0	0	1	1	5	7	6.6	7	7	.73	108	6.0	57	2.6K	6.2	60
---	---	---	---	---	---	---	---	-----	---	---	-----	-----	-----	----	------	-----	----

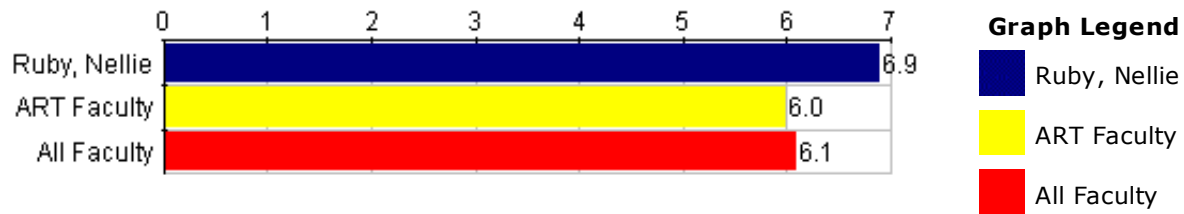
**Responses:** [SD] Strongly Disagree=1 [0] 0=2 [0] 0=3 [0] 0=4 [0] 0=5 [0] 0=6 [SA] Strongly Agree=7  
**Pct Rnk:** Percentile Rank (100 is best, calculated vs. precise Mean)

**Q18 - Please explain or comment on the question above.**

**Faculty:** Ruby, Nellie

**Response Rate:** 14.29% (1 of 7)

- they probably would have been if we had something to talk about.



Instructor Questions General Instructor Questions	Ruby, Nellie											--- Survey Comparisons ---					
	Responses						Individual					ART			All		
	SD	0	0	0	0	0	SA	N	Mean	Med.	Mode	Std Dev	N	Mean	Pct Rnk	N	Mean

Q19	The instructor clarified material that required further explanation (for example, listened to questions, responded to students).											0	0	0	0	0	0	1	6	7	6.9	7	7	.35	114	6.0	80	2.8K	6.1	87
-----	--	--	--	--	--	--	--	--	--	--	--	---	---	---	---	---	---	---	---	---	-----	---	---	-----	-----	-----	----	------	-----	----

**Responses:** [SD] Strongly Disagree=1 [0] 0=2 [0] 0=3 [0] 0=4 [0] 0=5 [0] 0=6 [SA] Strongly Agree=7  
**Pct Rnk:** Percentile Rank (100 is best, calculated vs. precise Mean)

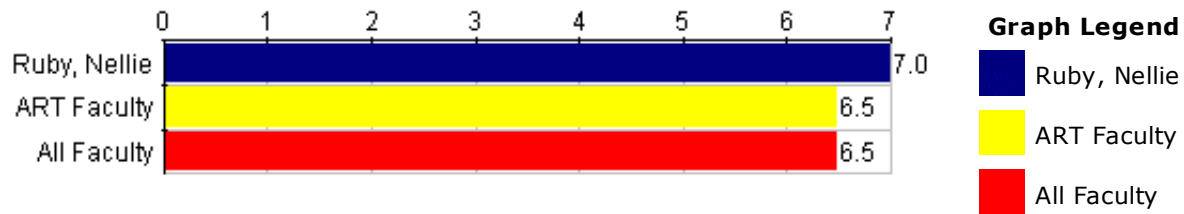
**Q20 - Please explain or comment on the question above.**

**Faculty:** Ruby, Nellie

**Response Rate:** 28.57% (2 of 7)

- She was incredibly supportive of everyone's ideas, and helped us further them.
- We always had question and they were answered either in class or through email.





Instructor Questions General Instructor Questions	Ruby, Nellie												--- Survey Comparisons ---					
	Responses						Individual						ART			All		
	SD	0	0	0	0	0	SA	N	Mean	Med.	Mode	Std Dev	N	Mean	Pct Rnk	N	Mean	Pct Rnk
<b>Q21</b> The instructor treated students with respect.	0	0	0	0	0	0	7	7	7.0	7	7	0	114	6.5	77	2.8K	6.5	88

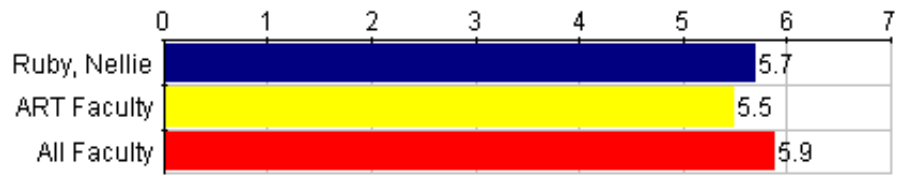
**Responses:** [SD] Strongly Disagree=1 [0] 0=2 [0] 0=3 [0] 0=4 [0] 0=5 [0] 0=6 [SA] Strongly Agree=7  
**Pct Rnk:** Percentile Rank (100 is best, calculated vs. precise Mean)

**Q22 - Please explain or comment on the question above.**

**Faculty:** Ruby, Nellie

**Response Rate:** 57.14% (4 of 7)

- Dean Zumwalt and Nell were very open and receptive to everyone's thoughts, feelings, ideas and often times were EXTREMELY enthusiastic about our ideas, which I definitely appreciated.
- For sure.
- The instructors were both very respectful and positive to every student in the class.
- This is huge for me, and i felt like an equal - this helps me perform better!



**Graph Legend**

- Ruby, Nellie
- ART Faculty
- All Faculty

Instructor Questions General Instructor Questions	Ruby, Nellie											--- Survey Comparisons ---						
	Responses							Individual				ART			All			
	SD	0	0	0	0	0	0	SA	N	Mean	Med.	Mode	Std Dev	N	Mean	Pct Rnk	N	Mean
<b>Q23</b> The instructor clearly defined how assignments would be evaluated.	1	0	0	0	1	1	4	7	5.7	7	7	2.05	113	5.5	30	2.7K	5.9	35

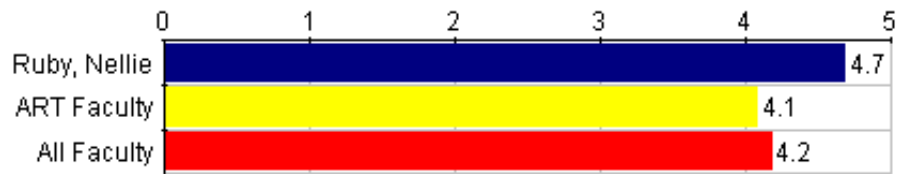
**Responses:** [SD] Strongly Disagree=1 [0] 0=2 [0] 0=3 [0] 0=4 [0] 0=5 [0] 0=6 [SA] Strongly Agree=7  
**Pct Rnk:** Percentile Rank (100 is best, calculated vs. precise Mean)

**Q24 - Please explain or comment on the question above.**

**Faculty:** Ruby, Nellie

**Response Rate:** 14.29% (1 of 7)

- a rubric was provided on how each assignment would be graded.



**Graph Legend**

- Ruby, Nellie
- ART Faculty
- All Faculty

Instructor Questions General Instructor Questions	Ruby, Nellie										--- Survey Comparisons ---					
	Responses					Individual					ART			All		
	U	P	G	VG	E	N	Mean	Med.	Mode	Std Dev	N	Mean	Pct Rnk	N	Mean	Pct Rnk
<b>Q25</b> Overall rating of the teaching of the course.	0	0	1	0	6	7	4.7	5	5	.70	114	4.1	60	2.8K	4.2	81

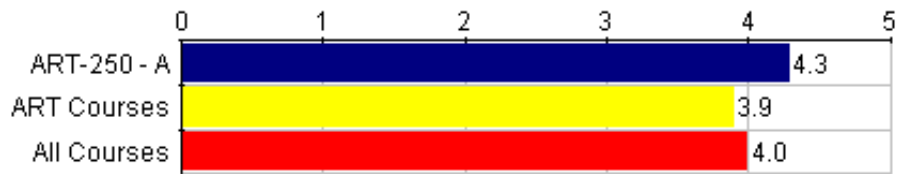
**Responses:** [U] unsatisfactory=1 [P] poor=2 [G] good=3 [VG] very good=4 [E] excellent=5  
**Pct Rnk:** Percentile Rank (100 is best, calculated vs. precise Mean)

**Q26 - Please explain or comment on the question above.**

**Faculty:** Ruby, Nellie

**Response Rate:** 42.86% (3 of 7)

- Again I loved this class!
- Grading seemed too subjective.
- I <3 Nell!



**Graph Legend**

- ART-250 - A
- ART Courses
- All Courses

Survey Format Rating online form	ART-250 - A										--- Survey Comparisons ---					
	Responses					Course					ART			All		
	U	P	G	VG	E	N	Mean	Med.	Mode	Std Dev	N	Mean	Pct Rnk	N	Mean	Pct Rnk
Q27 How would you rate this online form compared to the paper forms previously administered in class?	0	0	1	2	3	6	4.3	4.5	5	.75	99	3.9	83	2.2K	4.0	78

**Responses:** [U] Unsatisfactory=1 [P] poor=2 [G] good=3 [VG] very good=4 [E] excellent=5  
**Pct Rnk:** Percentile Rank (100 is best, calculated vs. precise Mean)

**Q28 - Please explain or comment on the question above.**

**Response Rate: 14.29%** (1 of 7)

- geez, these things are quick to go through!

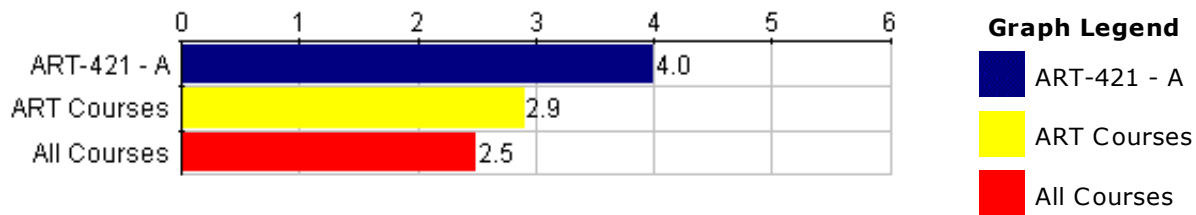
**Course:** ART-421 A - Advanced Studio I

**Department:** ART

**Responsible Faculty:** Nellie Ruby

**Responses / Expected:** 4 / 6

**Overall Mean:** 4.0  
 6.3 Strong Disagreement to Strong Agree (36 responses)  
 5.0 unsatisfactory to excellent (8 responses)  
 4.0 Class year (4 responses)  
 4.0 Unsatisfactory to Excellent w N/A (3 responses)  
 2.0 Reason for taking course (4 responses)

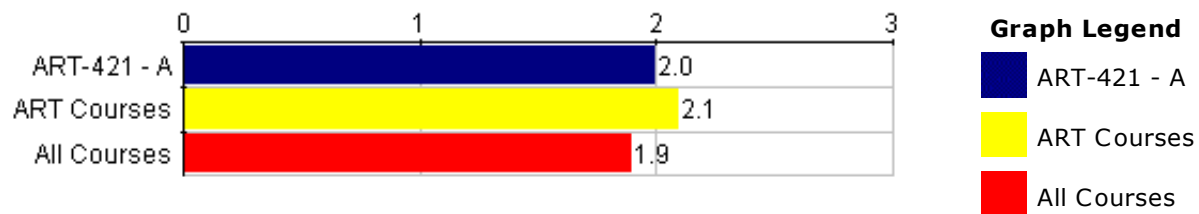


Student Demographics Student Year/Course Selection	ART-421 - A											--- Survey Comparisons ---					
	Responses							Course				ART			All		
	FY	S	J	S	MAT	P	N	Mean	Med.	Mode	Std Dev	N	Mean	Pct Rnk	N	Mean	Pct Rnk
Q1 What is your class year?	0	0	0	4	0	0	4	4.0	4	4	0	108	2.9	93	2.7K	2.5	93

**Responses:** [FY] first year=1 [S] sophomore=2 [J] junior=3 [S] senior=4 [MAT] MAT=5 [P] PBPM=6  
**Pct Rnk:** Percentile Rank (100 is best, calculated vs. precise Mean)

**Q2 - If your class year is other, please specify.**

**Response Rate:** No participants responded to this question. (0 of 4)

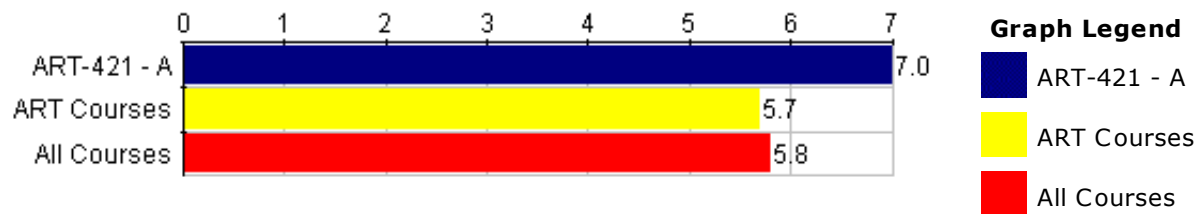


Student Demographics Student Year/Course Selection	ART-421 - A									--- Survey Comparisons ---					
	Responses				Course					ART			All		
	ADR	AMR	AE	N	Mean	Med.	Mode	Std Dev	N	Mean	Pct Rnk	N	Mean	Pct Rnk	
<b>Q3</b> I took this course as:	0	4	0	4	2.0	2	2	0	110	2.1	23	2.6K	1.9	53	

**Responses:** [ADR] a distributional requirement=1 [AMR] a major/minor requirement=2 [AE] an elective=3  
**Pct Rnk:** Percentile Rank (100 is best, calculated vs. precise Mean)

**Q4 - If the reason you took the course is other, please explain.**

**Response Rate: No participants responded to this question. (0 of 4)**




Course Questions General Questions	ART-421 - A													--- Survey Comparisons ---					
	Responses							Course						ART			All		
	SD	0	0	0	0	0	0	SA	N	Mean	Med.	Mode	Std Dev	N	Mean	Pct Rnk	N	Mean	Pct Rnk
Q5 There were aspects of the course that were especially effective in helping you learn.	0	0	0	0	0	0	4	4	7.0	7	7	0	115	5.7	87	2.8K	5.8	96	
<b>Responses:</b> [SD] Strongly Disagree=1 [0] 0=2 [0] 0=3 [0] 0=4 [0] 0=5 [0] 0=6 [SA] Strongly Agree=7 <b>Pct Rnk:</b> Percentile Rank (100 is best, calculated vs. precise Mean)																			

**Q6 - Please explain or comment on the question above .**

**Response Rate: 75.00%** (3 of 4)

- giving the class deadlines was extremely crucial and helpful.
- Nell's openness and encouragement was so helpful. The field trips helped motivate me to create and I learned a lot about the Atlanta art scene/what it's like to be a working artist. Critiques were the right amount and hearing everyone's thoughts was great!
- The community vibe of this course was wonderful. I found it encouraging and motivating and ultimately very necessary to the development of my senior project.



Course Questions General Questions	ART-421 - A											--- Survey Comparisons ---						
	Responses							Course				ART			All			
	SD	0	0	0	0	0	0	SA	N	Mean	Med.	Mode	Std Dev	N	Mean	Pct Rnk	N	Mean
Q7 There were aspects of the course that were not effective in helping you learn.	2	1	0	1	0	0	0	4	2.0	1.5	1	1.22	109	3.3	10	2.7K	3.3	11

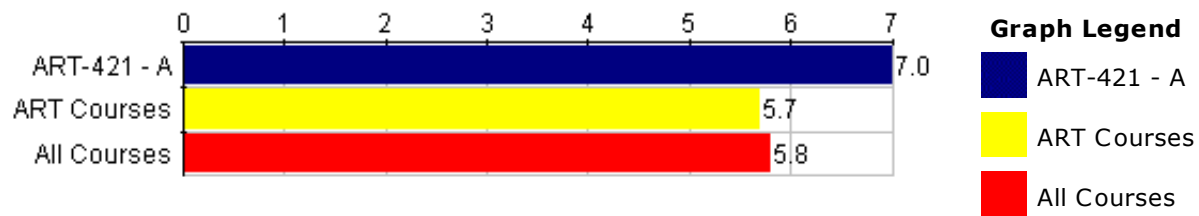
**Responses:** [SD] Strongly Disagree=1 [0] 0=2 [0] 0=3 [0] 0=4 [0] 0=5 [0] 0=6 [SA] Strongly Agree=7  
**Pct Rnk:** Percentile Rank (100 is best, calculated vs. precise Mean)

**Q8 - Please explain or comment on the question above.**

**Response Rate: 75.00%** (3 of 4)

- I grew and learned so much about myself, being able to share processes and view others progress.
- This REALLY needs to be a one year course!! I had such big goals at the beginning of the semester, but I had to adjust my expectations because of lack of time.
- I liked the capstone conversations, but I kind of wish more changes had occurred between the first practice round of presentations and the last. Or maybe the entire class doesn't need to be present for the first round?





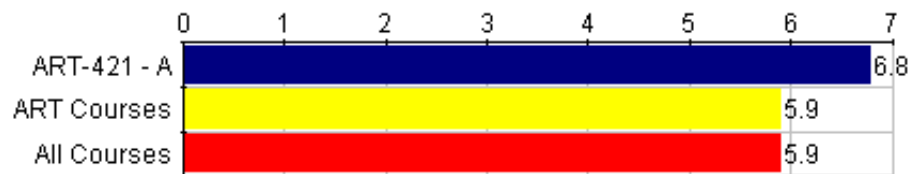
Course Questions General Questions	ART-421 - A												--- Survey Comparisons ---					
	Responses						Course						ART			All		
	SD	0	0	0	0	0	SA	N	Mean	Med.	Mode	Std Dev	N	Mean	Pct Rnk	N	Mean	Pct Rnk
Q9 This course was intellectually challenging.	0	0	0	0	0	0	4	4	7.0	7	7	0	114	5.7	93	2.8K	5.8	97

**Responses:** [SD] Strongly Disagree=1 [0] 0=2 [0] 0=3 [0] 0=4 [0] 0=5 [0] 0=6 [SA] Strongly Agree=7  
**Pct Rnk:** Percentile Rank (100 is best, calculated vs. precise Mean)

**Q10 - Please explain or comment on the question above.**

**Response Rate: 25.00%** (1 of 4)

- I felt compelled to completely throw myself into my work, but that pressure is what I needed.



**Graph Legend**

- ART-421 - A
- ART Courses
- All Courses

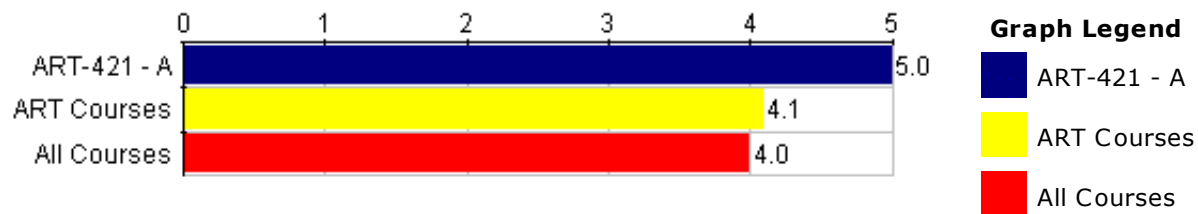
Course Questions General Questions	ART-421 - A											--- Survey Comparisons ---						
	Responses						Course					ART			All			
	SD	0	0	0	0	0	SA	N	Mean	Med.	Mode	Std Dev	N	Mean	Pct Rnk	N	Mean	Pct Rnk
Q11 I made positive contributions to this course (for example, preparing for class, attending class regularly, participating in class discussions, and listening to others).	0	0	0	0	0	1	3	4	6.8	7	7	.43	113	5.9	97	2.8K	5.9	94

**Responses:** [SD] Strongly Disagree=1 [0] 0=2 [0] 0=3 [0] 0=4 [0] 0=5 [0] 0=6 [SA] Strongly Agree=7  
**Pct Rnk:** Percentile Rank (100 is best, calculated vs. precise Mean)

**Q12 - Please explain or comment on the question above.**

**Response Rate: 25.00%** (1 of 4)

- Only class I had perfect attendance!



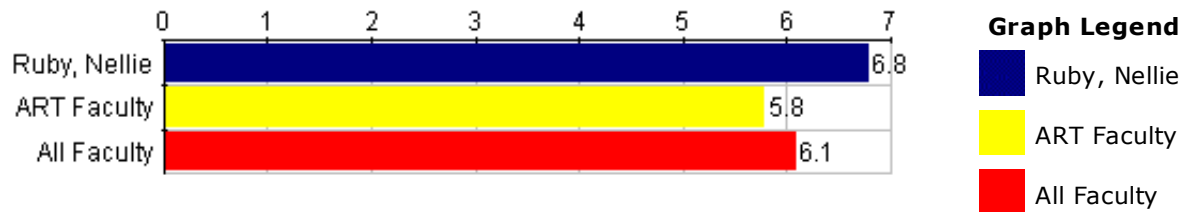
Course Questions General Questions	ART-421 - A										--- Survey Comparisons ---					
	Responses					Course					ART			All		
	U	P	G	VG	E	N	Mean	Med.	Mode	Std Dev	N	Mean	Pct Rnk	N	Mean	Pct Rnk
<b>Q13</b> Overall rating of the course.	0	0	0	0	4	4	<b>5.0</b>	5	5	0	<b>115</b>	<b>4.1</b>	93	<b>2.8K</b>	<b>4.0</b>	97

**Responses:** [U] unsatisfactory=1 [P] poor=2 [G] good=3 [VG] very good=4 [E] excellent=5  
**Pct Rnk:** Percentile Rank (100 is best, calculated vs. precise Mean)

**Q14 - Please explain or comment on the question above.**

**Response Rate: 75.00%** (3 of 4)

- This course was a chance for me to prove to myself my capabilities of making.
- I got a little overwhelmed around midterms because we were having more field trip days and critique days
- than workdays, but it worked out in the end. Maybe incorporating a teensy bit more studio time will be helpful, though.
- Great incorporation of "real world" applications of art majors (hello liberty presentations, visiting artist studios,
- etc.) during the course of working on our independent projects all semester long. Would eventually love to see this become a two semester class, though.



Instructor Questions General Instructor Questions	Ruby, Nellie											--- Survey Comparisons ---						
	Responses						Individual					ART			All			
	SD	0	0	0	0	0	SA	N	Mean	Med.	Mode	Std Dev	N	Mean	Pct Rnk	N	Mean	Pct Rnk
Q15 The instructor defined the plan for the course, including what was required of students (for example, stated the plan for the course in the syllabus, in the class).	0	0	0	0	0	1	3	4	6.8	7	7	.43	114	5.8	90	2.8K	6.1	80

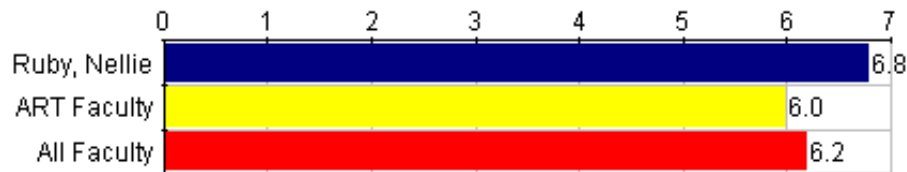
**Responses:** [SD] Strongly Disagree=1 [0] 0=2 [0] 0=3 [0] 0=4 [0] 0=5 [0] 0=6 [SA] Strongly Agree=7  
**Pct Rnk:** Percentile Rank (100 is best, calculated vs. precise Mean)

**Q16 - Please explain or comment on the question above.**

**Faculty:** Ruby, Nellie

**Response Rate:** 25.00% (1 of 4)

- The syllabus changed/developed as we went, but I think this flexibility is necessary. The final requirements for the course weren't defined until the very end, but Nell helped us organize everything to turn in.



**Graph Legend**

- Ruby, Nellie
- ART Faculty
- All Faculty

Instructor Questions General Instructor Questions	Ruby, Nellie											--- Survey Comparisons ---						
	Responses						Individual					ART			All			
	SD	0	0	0	0	0	SA	N	Mean	Med.	Mode	Std Dev	N	Mean	Pct Rnk	N	Mean	Pct Rnk
<b>Q17</b> The instructor was available to students outside of class (for example, held office hours, responded to emails and other student efforts to contact the instructor).	0	0	0	0	0	1	3	4	6.8	7	7	.43	108	6.0	77	2.6K	6.2	78

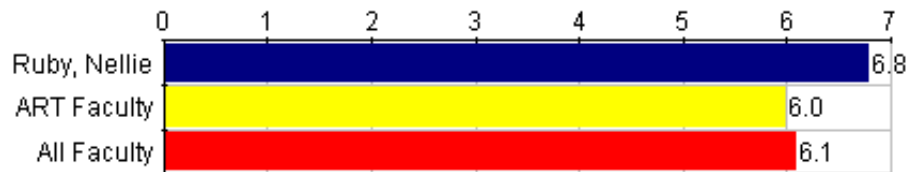
**Responses:** [SD] Strongly Disagree=1 [0] 0=2 [0] 0=3 [0] 0=4 [0] 0=5 [0] 0=6 [SA] Strongly Agree=7  
**Pct Rnk:** Percentile Rank (100 is best, calculated vs. precise Mean)

**Q18 - Please explain or comment on the question above.**

**Faculty:** Ruby, Nellie

**Response Rate:** 25.00% (1 of 4)

- She didn't have any open office hours, but was happy to schedule meetings with students when we asked.



**Graph Legend**

- Ruby, Nellie
- ART Faculty
- All Faculty

Instructor Questions General Instructor Questions	Ruby, Nellie												--- Survey Comparisons ---					
	Responses						Individual						ART			All		
	SD	0	0	0	0	0	SA	N	Mean	Med.	Mode	Std Dev	N	Mean	Pct Rnk	N	Mean	Pct Rnk

The instructor clarified material that required further explanation

<b>Q19</b> (for example, listened to questions, responded to students).	0	0	0	0	0	1	3	4	<b>6.8</b>	7	7	.43	<b>114</b>	<b>6.0</b>	70	<b>2.8K</b>	<b>6.1</b>	81
---	---	---	---	---	---	---	---	---	------------	---	---	-----	------------	------------	----	-------------	------------	----

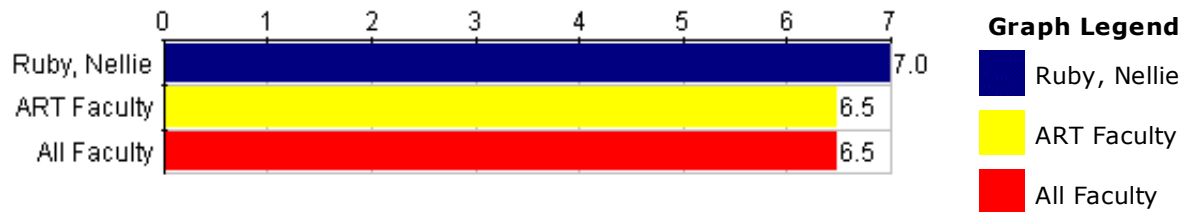
**Responses:** [SD] Strongly Disagree=1 [0] 0=2 [0] 0=3 [0] 0=4 [0] 0=5 [0] 0=6 [SA] Strongly Agree=7  
**Pct Rnk:** Percentile Rank (100 is best, calculated vs. precise Mean)

**Q20 - Please explain or comment on the question above.**

**Faculty:** Ruby, Nellie

**Response Rate:** 25.00% (1 of 4)

- Nell is the best at listening to students!



Instructor Questions General Instructor Questions	Ruby, Nellie												--- Survey Comparisons ---					
	Responses						Individual						ART			All		
	SD	0	0	0	0	0	SA	N	Mean	Med.	Mode	Std Dev	N	Mean	Pct Rnk	N	Mean	Pct Rnk
<b>Q21</b> The instructor treated students with respect.	0	0	0	0	0	0	4	4	7.0	7	7	0	114	6.5	77	2.8K	6.5	88

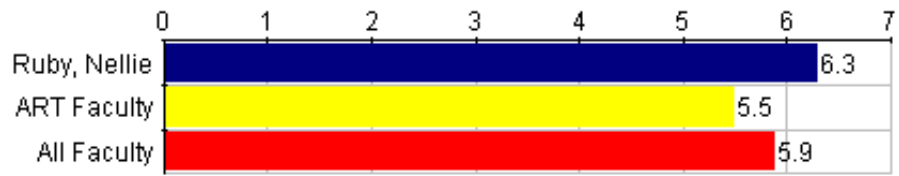
**Responses:** [SD] Strongly Disagree=1 [0] 0=2 [0] 0=3 [0] 0=4 [0] 0=5 [0] 0=6 [SA] Strongly Agree=7  
**Pct Rnk:** Percentile Rank (100 is best, calculated vs. precise Mean)

**Q22 - Please explain or comment on the question above.**

**Faculty:** Ruby, Nellie

**Response Rate:** 75.00% (3 of 4)

- gave helpful advice, and felt like a mentor and peer at the same time.
- She loves us unconditionally.
- Nell is so about respect. I think that really helps to foster respect between the various students in her classes as well.



**Graph Legend**

- Ruby, Nellie
- ART Faculty
- All Faculty

**Instructor Questions**  
**General Instructor Questions**

**Ruby, Nellie**

**--- Survey Comparisons ---**

	Responses												Individual						ART			All		
	SD	0	0	0	0	0	3	1	4	6.3	Med.	Mode	Std Dev	N	Mean	Pct Rnk	N	Mean	Pct Rnk					
<b>Q23</b> The instructor clearly defined how assignments would be evaluated.	0	0	0	0	0	3	1	4	6.3	6	6	.43	113	5.5	90	2.7K	5.9	60						

**Responses:** [SD] Strongly Disagree=1 [0] 0=2 [0] 0=3 [0] 0=4 [0] 0=5 [0] 0=6 [SA] Strongly Agree=7  
**Pct Rnk:** Percentile Rank (100 is best, calculated vs. precise Mean)

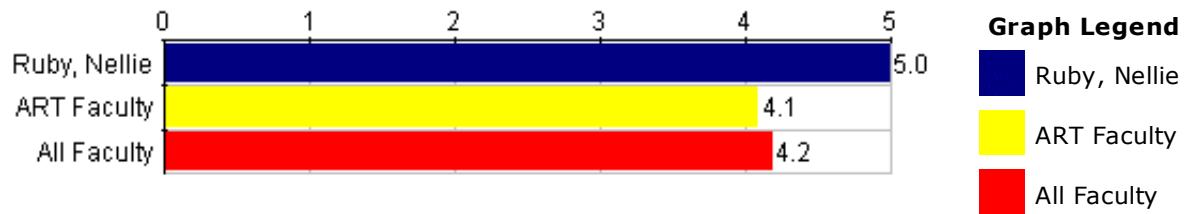
**Q24 - Please explain or comment on the question above.**

**Faculty:** Ruby, Nellie

**Response Rate:** 25.00% (1 of 4)

- I don't really know how we'll be evaluated, but I think we all did amazing work, so I imagine evaluations will be good...





Instructor Questions General Instructor Questions	Ruby, Nellie											--- Survey Comparisons ---					
	Responses						Individual					ART			All		
	U	P	G	VG	E	N	Mean	Med.	Mode	Std Dev	N	Mean	Pct Rnk	N	Mean	Pct Rnk	
<b>Q25</b> Overall rating of the teaching of the course.	0	0	0	0	4	4	5.0	5	5	0	114	4.1	83	2.8K	4.2	95	

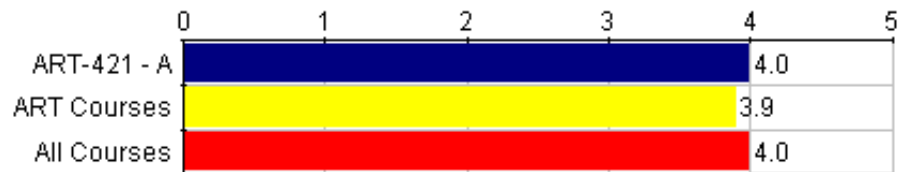
**Responses:** [U] unsatisfactory=1 [P] poor=2 [G] good=3 [VG] very good=4 [E] excellent=5  
**Pct Rnk:** Percentile Rank (100 is best, calculated vs. precise Mean)

**Q26 - Please explain or comment on the question above.**

**Faculty:** Ruby, Nellie

**Response Rate:** 25.00% (1 of 4)

- Any course with Nell is excellent.



**Graph Legend**

- ART-421 - A
- ART Courses
- All Courses

Survey Format Rating online form	ART-421 - A										--- Survey Comparisons ---					
	Responses					Course					ART			All		
	U	P	G	VG	E	N	Mean	Med.	Mode	Std Dev	N	Mean	Pct Rnk	N	Mean	Pct Rnk
Q27 How would you rate this online form compared to the paper forms previously administered in class?	0	1	0	0	2	3	4.0	5	5	1.41	99	3.9	57	2.2K	4.0	50

**Responses:** [U] Unsatisfactory=1 [P] poor=2 [G] good=3 [VG] very good=4 [E] excellent=5  
**Pct Rnk:** Percentile Rank (100 is best, calculated vs. precise Mean)

**Q28 - Please explain or comment on the question above.**

**Response Rate: No participants responded to this question. (0 of 4)**

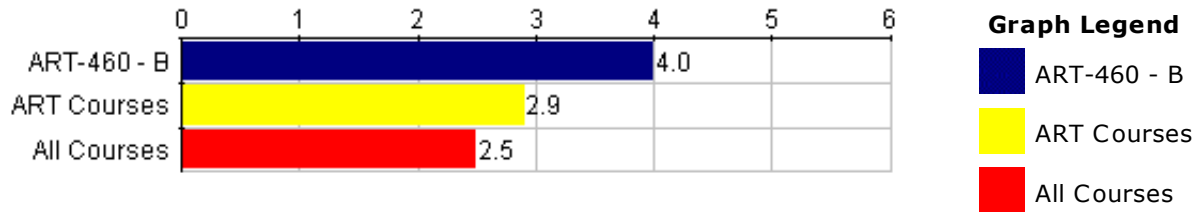
**Course:** ART-460 B - Special Projects

**Department:** ART

**Responsible Faculty:** Nellie Ruby

**Responses / Expected:** 2 / 2

**Overall Mean:** 4.5 Unsatisfactory to Excellent w N/A (2 responses)  
 4.0 Class year (2 responses)  
 3.0 Reason for taking course (2 responses)  
 5.0 unsatisfactory to excellent (4 responses)  
 6.2 Strong Disagreement to Strong Agree (17 responses)



**Graph Legend**

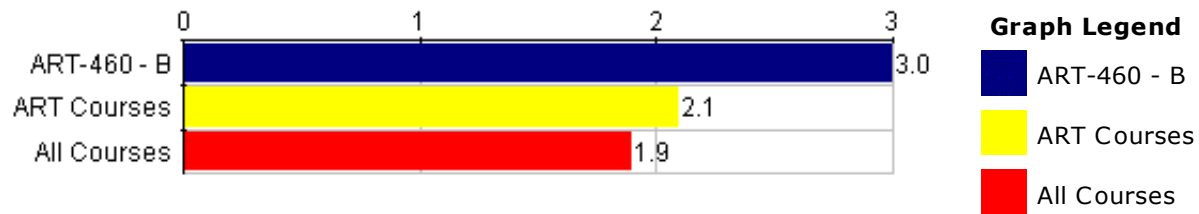
- ART-460 - B
- ART Courses
- All Courses

Student Demographics Student Year/Course Selection	ART-460 - B											--- Survey Comparisons ---					
	Responses							Course				ART			All		
	FY	S	J	S	MAT	P	N	Mean	Med.	Mode	Std Dev	N	Mean	Pct Rnk	N	Mean	Pct Rnk
<b>Q1</b> What is your class year?	0	0	0	2	0	0	2	4.0	4	4	0	108	2.9	93	2.7K	2.5	93

**Responses:** [FY] first year=1 [S] sophomore=2 [J] junior=3 [S] senior=4 [MAT] MAT=5 [P] PBPM=6  
**Pct Rnk:** Percentile Rank (100 is best, calculated vs. precise Mean)

**Q2 - If your class year is other, please specify.**

**Response Rate: No participants responded to this question. (0 of 2)**

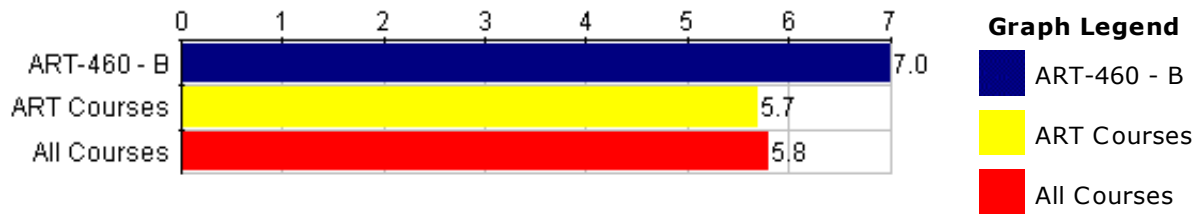


Student Demographics Student Year/Course Selection	ART-460 - B								--- Survey Comparisons ---					
	Responses				Course				ART			All		
	ADR	AMR	AE	N	Mean	Med.	Mode	Std Dev	N	Mean	Pct Rnk	N	Mean	Pct Rnk
<b>Q3</b> I took this course as:	0	0	2	2	3.0	3	3	0	110	2.1	93	2.6K	1.9	97

**Responses:** [ADR] a distributional requirement=1 [AMR] a major/minor requirement=2 [AE] an elective=3  
**Pct Rnk:** Percentile Rank (100 is best, calculated vs. precise Mean)

**Q4 - If the reason you took the course is other, please explain.**

**Response Rate: No participants responded to this question. (0 of 2)**



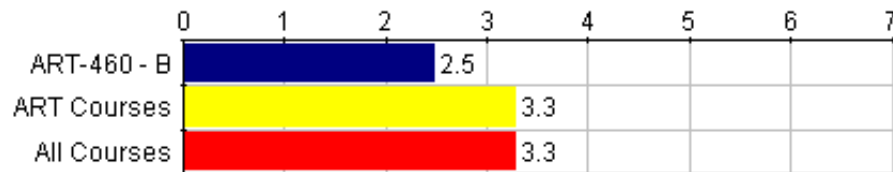
Course Questions General Questions	ART-460 - B													--- Survey Comparisons ---					
	Responses							Course						ART			All		
	SD	0	0	0	0	0	0	SA	N	Mean	Med.	Mode	Std Dev	N	Mean	Pct Rnk	N	Mean	Pct Rnk
Q5 There were aspects of the course that were especially effective in helping you learn.	0	0	0	0	0	0	2	2	7.0	7	7	0	115	5.7	87	2.8K	5.8	96	

**Responses:** [SD] Strongly Disagree=1 [0] 0=2 [0] 0=3 [0] 0=4 [0] 0=5 [0] 0=6 [SA] Strongly Agree=7  
**Pct Rnk:** Percentile Rank (100 is best, calculated vs. precise Mean)

**Q6 - Please explain or comment on the question above .**

**Response Rate: 100.00%** (2 of 2)

- Learning through actually attempting to provide solutions for real design problems and through seeing the variety of ways that people approach the same problems is a very effective learning style for me. Also,
- working collaboratively on the WF design this year eliminated a lot of the negative competition and proved to be a great opportunity in learning how to develop an individual style that melds well with the designs of others.
- feedback was critical, but always helpful



**Graph Legend**

- ART-460 - B
- ART Courses
- All Courses

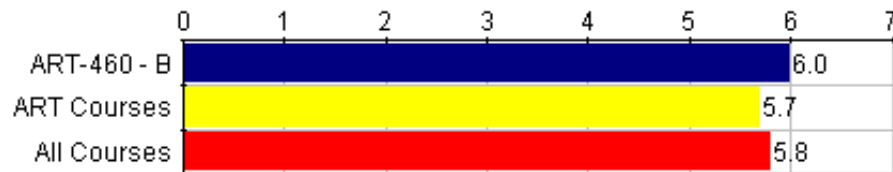
Course Questions General Questions	ART-460 - B											--- Survey Comparisons ---						
	Responses							Course				ART			All			
	SD	0	0	0	0	0	0	SA	N	Mean	Med.	Mode	Std Dev	N	Mean	Pct Rnk	N	Mean
Q7 There were aspects of the course that were not effective in helping you learn.	1	0	0	1	0	0	0	2	2.5	2.5	1,4	1.50	109	3.3	37	2.7K	3.3	28

**Responses:** [SD] Strongly Disagree=1 [0] 0=2 [0] 0=3 [0] 0=4 [0] 0=5 [0] 0=6 [SA] Strongly Agree=7  
**Pct Rnk:** Percentile Rank (100 is best, calculated vs. precise Mean)

**Q8 - Please explain or comment on the question above.**

**Response Rate: 50.00%** (1 of 2)

- We had a few scheduling problems this semester. It was definitely a group responsibility and I think we each just kind of got sidetracked with our other semester projects.



**Graph Legend**

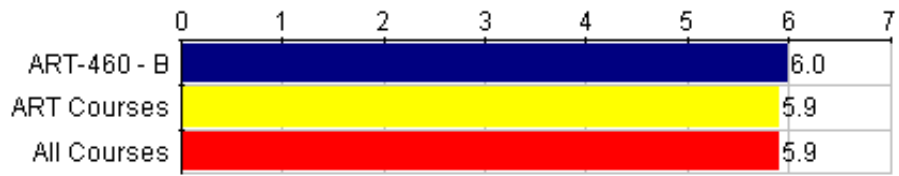
- ART-460 - B
- ART Courses
- All Courses

Course Questions General Questions	ART-460 - B												--- Survey Comparisons ---					
	Responses						Course						ART			All		
	SD	0	0	0	0	0	SA	N	Mean	Med.	Mode	Std Dev	N	Mean	Pct Rnk	N	Mean	Pct Rnk
Q9 This course was intellectually challenging.	0	0	0	0	0	2	0	2	6.0	6	6	0	114	5.7	47	2.8K	5.8	54

**Responses:** [SD] Strongly Disagree=1 [0] 0=2 [0] 0=3 [0] 0=4 [0] 0=5 [0] 0=6 [SA] Strongly Agree=7  
**Pct Rnk:** Percentile Rank (100 is best, calculated vs. precise Mean)

**Q10 - Please explain or comment on the question above.**

**Response Rate: No participants responded to this question. (0 of 2)**



**Graph Legend**

- ART-460 - B
- ART Courses
- All Courses

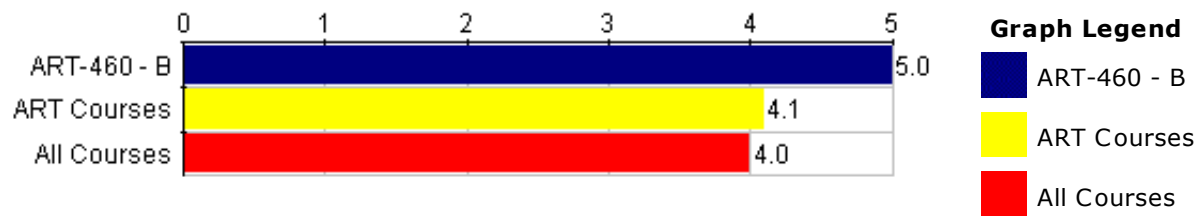
Course Questions General Questions	ART-460 - B												--- Survey Comparisons ---					
	Responses						Course						ART			All		
	SD	0	0	0	0	0	SA	N	Mean	Med.	Mode	Std Dev	N	Mean	Pct Rnk	N	Mean	Pct Rnk
Q11 I made positive contributions to this course (for example, preparing for class, attending class regularly, participating in class discussions, and listening to others).	0	0	0	0	0	2	0	2	6.0	6	6	0	113	5.9	47	2.8K	5.9	48

**Responses:** [SD] Strongly Disagree=1 [0] 0=2 [0] 0=3 [0] 0=4 [0] 0=5 [0] 0=6 [SA] Strongly Agree=7  
**Pct Rnk:** Percentile Rank (100 is best, calculated vs. precise Mean)

**Q12 - Please explain or comment on the question above.**

**Response Rate: No participants responded to this question. (0 of 2)**





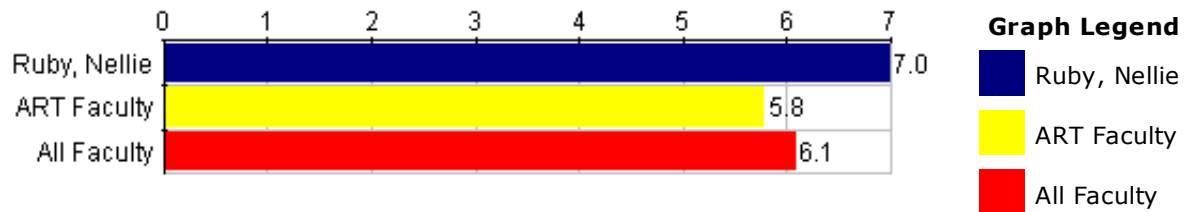
Course Questions General Questions	ART-460 - B										--- Survey Comparisons ---					
	Responses					Course					ART			All		
	U	P	G	VG	E	N	Mean	Med.	Mode	Std Dev	N	Mean	Pct Rnk	N	Mean	Pct Rnk
<b>Q13</b> Overall rating of the course.	0	0	0	0	2	2	5.0	5	5	0	115	4.1	93	2.8K	4.0	97

**Responses:** [U] unsatisfactory=1 [P] poor=2 [G] good=3 [VG] very good=4 [E] excellent=5  
**Pct Rnk:** Percentile Rank (100 is best, calculated vs. precise Mean)

**Q14 - Please explain or comment on the question above.**

**Response Rate: 50.00%** (1 of 2)

- This class is a great independent study, Nell was always available if needed.



Instructor Questions General Instructor Questions	Ruby, Nellie												--- Survey Comparisons ---					
	Responses						Individual						ART			All		
	SD	0	0	0	0	0	SA	N	Mean	Med.	Mode	Std Dev	N	Mean	Pct Rnk	N	Mean	Pct Rnk
Q15 The instructor defined the plan for the course, including what was required of students (for example, stated the plan for the course in the syllabus, in the class).	0	0	0	0	0	0	2	2	7.0	7	7	0	114	5.8	97	2.8K	6.1	95

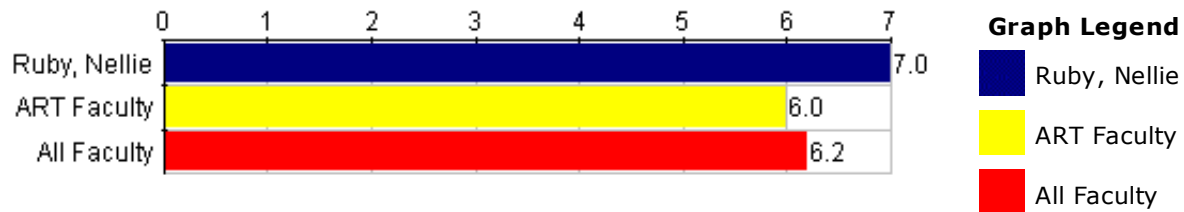
**Responses:** [SD] Strongly Disagree=1 [0] 0=2 [0] 0=3 [0] 0=4 [0] 0=5 [0] 0=6 [SA] Strongly Agree=7  
**Pct Rnk:** Percentile Rank (100 is best, calculated vs. precise Mean)

**Q16 - Please explain or comment on the question above.**

**Faculty:** Ruby, Nellie

**Response Rate:** 50.00% (1 of 2)

- we laid out our exact schedule the first meeting. very helpful to have solid deadlines.



**Instructor Questions**  
**General Instructor**  
**Questions**

**Ruby, Nellie**

**--- Survey Comparisons ---**

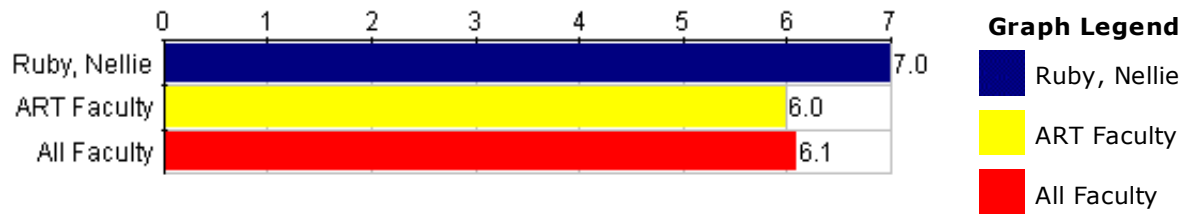
	Responses												Individual						ART			All		
	SD	0	0	0	0	0	0	0	0	SA	N	Mean	Med.	Mode	Std Dev	N	Mean	Pct Rnk	N	Mean	Pct Rnk			
<b>Q17</b> The instructor was available to students outside of class (for example, held office hours, responded to emails and other student efforts to contact the instructor).	0	0	0	0	0	0	0	0	2	2	7.0	7	7	0	108	6.0	93	2.6K	6.2	95				

**Responses:** [SD] Strongly Disagree=1 [0] 0=2 [0] 0=3 [0] 0=4 [0] 0=5 [0] 0=6 [SA] Strongly Agree=7  
**Pct Rnk:** Percentile Rank (100 is best, calculated vs. precise Mean)

**Q18 - Please explain or comment on the question above.**

**Faculty:** Ruby, Nellie

**Response Rate:** No participants responded to this question. (0 of 2)



Instructor Questions General Instructor Questions	Ruby, Nellie												--- Survey Comparisons ---					
	Responses						Individual						ART			All		
	SD	0	0	0	0	0	SA	N	Mean	Med.	Mode	Std Dev	N	Mean	Pct Rnk	N	Mean	Pct Rnk

The instructor clarified material that required further explanation

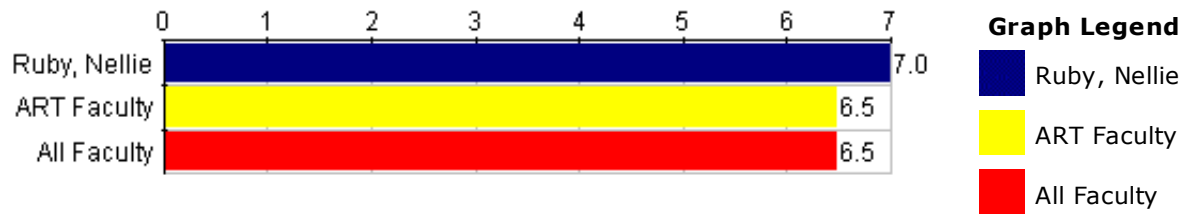
<b>Q19</b> (for example, listened to questions, responded to students).	0	0	0	0	0	0	2	2	7.0	7	7	0	114	6.0	93	2.8K	6.1	95
---	---	---	---	---	---	---	---	---	-----	---	---	---	-----	-----	----	------	-----	----

**Responses:** [SD] Strongly Disagree=1 [0] 0=2 [0] 0=3 [0] 0=4 [0] 0=5 [0] 0=6 [SA] Strongly Agree=7  
**Pct Rnk:** Percentile Rank (100 is best, calculated vs. precise Mean)

**Q20 - Please explain or comment on the question above.**

**Faculty:** Ruby, Nellie

**Response Rate:** No participants responded to this question. (0 of 2)



Instructor Questions General Instructor Questions	Ruby, Nellie												--- Survey Comparisons ---					
	Responses						Individual						ART			All		
	SD	0	0	0	0	0	SA	N	Mean	Med.	Mode	Std Dev	N	Mean	Pct Rnk	N	Mean	Pct Rnk
<b>Q21</b> The instructor treated students with respect.	0	0	0	0	0	0	2	2	7.0	7	7	0	114	6.5	77	2.8K	6.5	88

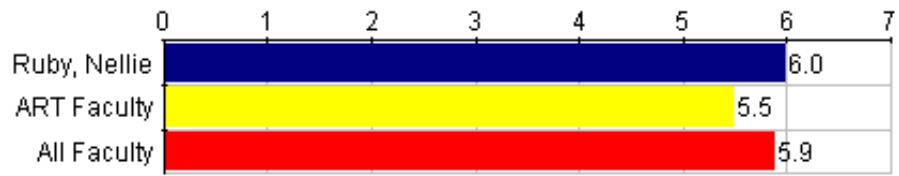
**Responses:** [SD] Strongly Disagree=1 [0] 0=2 [0] 0=3 [0] 0=4 [0] 0=5 [0] 0=6 [SA] Strongly Agree=7  
**Pct Rnk:** Percentile Rank (100 is best, calculated vs. precise Mean)

**Q22 - Please explain or comment on the question above.**

**Faculty:** Ruby, Nellie

**Response Rate:** 50.00% (1 of 2)

- feedback was never in a disrespectful way



**Graph Legend**

- Ruby, Nellie
- ART Faculty
- All Faculty

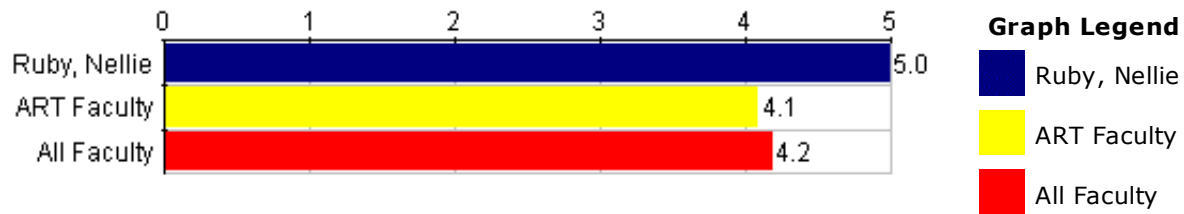
Instructor Questions General Instructor Questions	Ruby, Nellie												--- Survey Comparisons ---					
	Responses						Individual						ART			All		
	SD	0	0	0	0	0	SA	N	Mean	Med.	Mode	Std Dev	N	Mean	Pct Rnk	N	Mean	Pct Rnk
<b>Q23</b> The instructor clearly defined how assignments would be evaluated.	0	0	0	0	0	1	0	1	6.0	6	6	0	113	5.5	67	2.7K	5.9	48

**Responses:** [SD] Strongly Disagree=1 [0] 0=2 [0] 0=3 [0] 0=4 [0] 0=5 [0] 0=6 [SA] Strongly Agree=7  
**Pct Rnk:** Percentile Rank (100 is best, calculated vs. precise Mean)

**Q24 - Please explain or comment on the question above.**

**Faculty:** Ruby, Nellie

**Response Rate:** No participants responded to this question. (0 of 2)



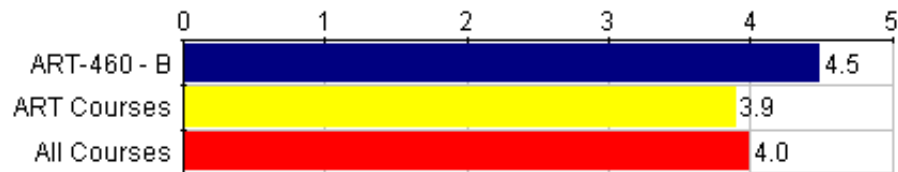
Instructor Questions	Ruby, Nellie											--- Survey Comparisons ---					
	Responses						Individual					ART			All		
General Instructor Questions	U	P	G	VG	E	N	Mean	Med.	Mode	Std Dev	N	Mean	Pct Rnk	N	Mean	Pct Rnk	
<b>Q25</b> Overall rating of the teaching of the course.	0	0	0	0	2	2	5.0	5	5	0	114	4.1	83	2.8K	4.2	95	

**Responses:** [U] unsatisfactory=1 [P] poor=2 [G] good=3 [VG] very good=4 [E] excellent=5  
**Pct Rnk:** Percentile Rank (100 is best, calculated vs. precise Mean)

**Q26 - Please explain or comment on the question above.**

**Faculty:** Ruby, Nellie

**Response Rate:** No participants responded to this question. (0 of 2)



**Graph Legend**

- ART-460 - B
- ART Courses
- All Courses

Survey Format	ART-460 - B										--- Survey Comparisons ---					
	Responses					Course					ART			All		
	U	P	G	VG	E	N	Mean	Med.	Mode	Std Dev	N	Mean	Pct Rnk	N	Mean	Pct Rnk
Rating online form	0	0	0	1	1	2	4.5	4.5	4,5	.50	99	3.9	90	2.2K	4.0	86

Q27 How would you rate this online form compared to the paper forms previously administered in class?

**Responses:** [U] Unsatisfactory=1 [P] poor=2 [G] good=3 [VG] very good=4 [E] excellent=5  
**Pct Rnk:** Percentile Rank (100 is best, calculated vs. precise Mean)

**Q28 - Please explain or comment on the question above.**

**Response Rate: No participants responded to this question. (0 of 2)**